

LOWER MACUNGIE FIRE DEPARTMENT

ALBURTIS

BRANDYWINE

WESCOSVILLE

2023 STATISTICAL YEAR IN REVIEW

Prepared by:
David J. Nosal
Fire Chief - Lower Macungie Fire Department

January 1, 2024

P.O. Box 3002
WESCOSVILLE, PA 18106



(610) 398-0996
WWW.FIRESTATION30.ORG

LOWER MACUNGIE FIRE DEPARTMENT

ALBURTIS

BRANDYWINE

WESCOSVILLE

2023 STATISTICAL REVIEW "QUICK GLANCE":

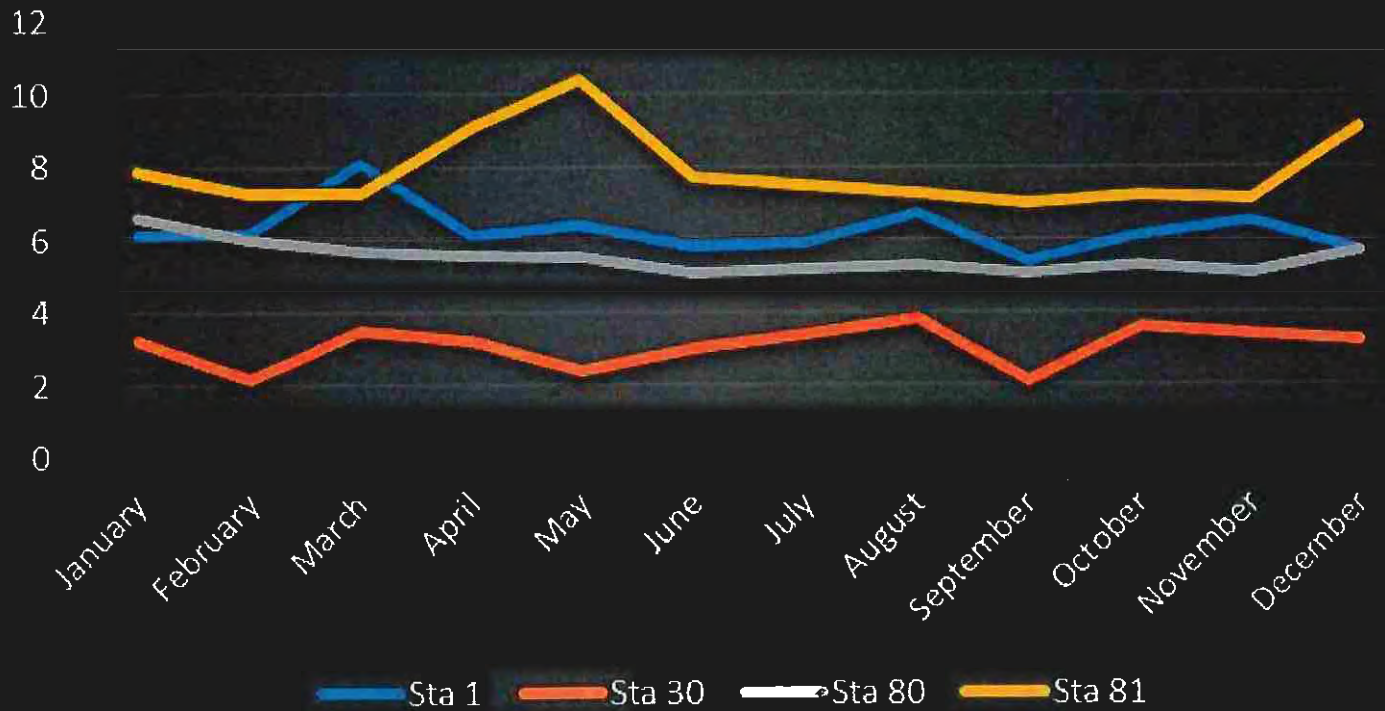
STATISTIC:	2022	2023	% CHANGE
TOTAL LMFD RESPONSES:	675	662	-1.92%
TOTAL RESPONSES INSIDE OF DISTRICT:	544	531	-2.39%
INSIDE ALBURTIS BOROUGH:	52	40	-23.1%
INSIDE LOWER MACUNGIE:	492	491	-0.2%
TOTAL RESPONSES OUTSIDE OF DISTRICT:	131	131	0%
TOTAL FALSE ALARMS:	232	225	-3.0%
RESIDENTIAL:	98	97	-1.02%
COMMERCIAL:	80	86	7.5%
EXTENDED CARE:	7	10	42.85%
APARTMENT COMPLEX:	26	7	-73.07%
CARBON MONOXIDE:	21	25	19.05%
AVERAGE RESPONSE TIME:	5min4s	5m1s	-3 sec
RESPONSES BY STATION:			
ALBURTIS STATION (1):	225	240	6.66%
WESCOSVILLE STATION (80):	326	301	-7.67%
BRANDYWINE STATION (81):	337	304	-9.79%
FIRE-POLICE (30):	142	133	-6.34%
2023 FIRE ASSISTS TO / FROM "NEIGHBORING DEPARTMENTS":	LMFD GIVING ASSISTANCE TO:	LMFD RECEIVING ASSISTANCE FROM:	
EMMAUS FIRE:	8	4	
MACUNGIE FIRE:	23	0	
UPPER MACUNGIE FIRE:	30	25	
SALISBURY FIRE:	17	3	
SOUTH WHITEHALL FIRE:	12	7	
TOTALS:	90	39	

P.O. Box 3002
WESCOSVILLE, PA 18106



(610) 398-0996
WWW.FIRESTATION30.ORG

Average Personnel Per Call



	January	February	March	April	May	June	July	August	September	October	November	December	Total
Station 1	12	22	17	23	17	18	13	23	25	22	30	18	240
Station 30	5	6	13	14	10	4	12	15	14	11	14	15	133
Station 80	23	22	18	31	23	25	25	18	28	26	27	35	301
Station 81	12	22	22	25	22	26	23	30	31	24	37	30	304

	January	February	March	April	May	June	July	August	September	October	November	December	Average
Station 1	6.1	6.2	8.1	6.1	6.4	5.8	5.9	6.7	5.4	6.1	6.5	5.7	6.25
Station 30	3.2	2.2	3.5	3.2	2.4	3	3.4	3.8	2.1	3.6	3.4	3.2	3.0833333
Station 80	6.6	6	5.7	5.6	5.5	5.1	5.2	5.3	5.1	5.3	5.1	5.7	5.5166667
Station 81	7.9	7.3	7.3	9.1	10.4	7.7	7.5	7.3	7	7.2	7.1	9.1	7.9083333

Lower Macungie Fire Department

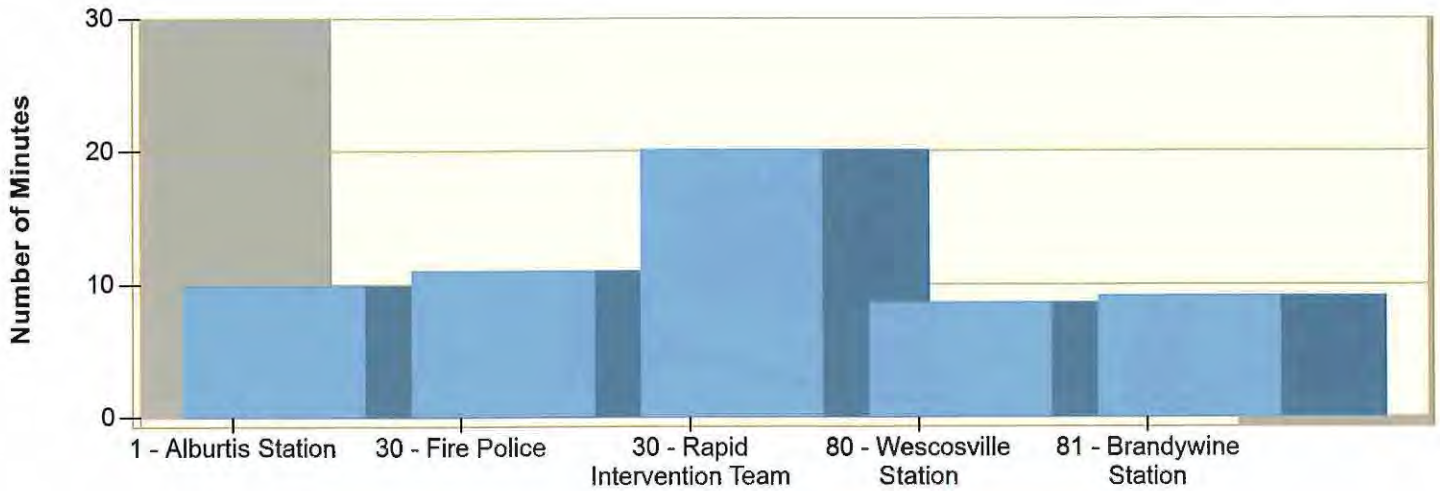
Wescosville, PA

This report was generated on 1/1/2024 12:53:12 PM



Average Response Time per Station for Date Range

Start Date: 01/01/2023 | End Date: 12/31/2023



STATION	AVERAGE RESPONSE MM:SS (Dispatch to Arrived)
1 - Albutis Station	9:56
30 - Fire Police	11:02
30 - Rapid Intervention Team	20:07
80 - Wescosville Station	8:38
81 - Brandywine Station	9:09

AVERAGE RESPONSE TIME calculated from the average time difference between DISPATCH and ARRIVED times on Basic Info 4. Only REVIEWED incidents included.



emergencyreporting.com

Doc Id: 56

Page # 1 of 1

Lower Macungie Fire Department

Wescosville, PA

This report was generated on 1/1/2024 12:55:03 PM



Average Response Time for Agency for Date Range

Start Date: 01/01/2023 | End Date: 12/31/2023

AGENCY	AVERAGE RESPONSE TIME MM:SS (Dispatch to Arrived)
Lower Macungie Fire Department	10:24

Only REVIEWED incidents included



Lower Macungie Fire Department

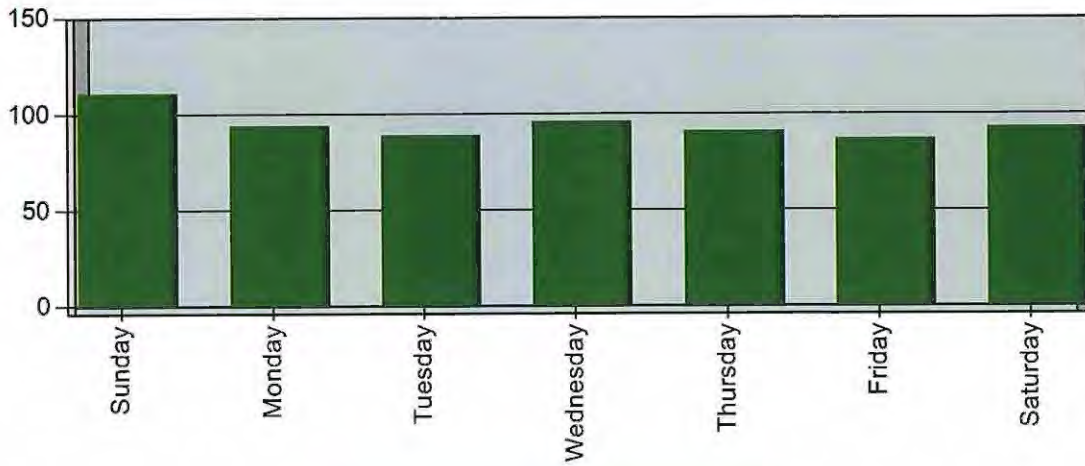
Wescosville, PA

This report was generated on 1/1/2024 2:47:10 AM



Incidents by Day of the Week for Date Range

Start Date: 01/01/2023 | End Date: 12/31/2023



DAY OF THE WEEK	# INCIDENTS
Sunday	111
Monday	94
Tuesday	89
Wednesday	96
Thursday	91
Friday	87
Saturday	93
TOTAL	661

Only REVIEWED incidents included



emergencyreporting.com

Doc Id: 445

Page # 1 of 1

Lower Macungie Fire Department

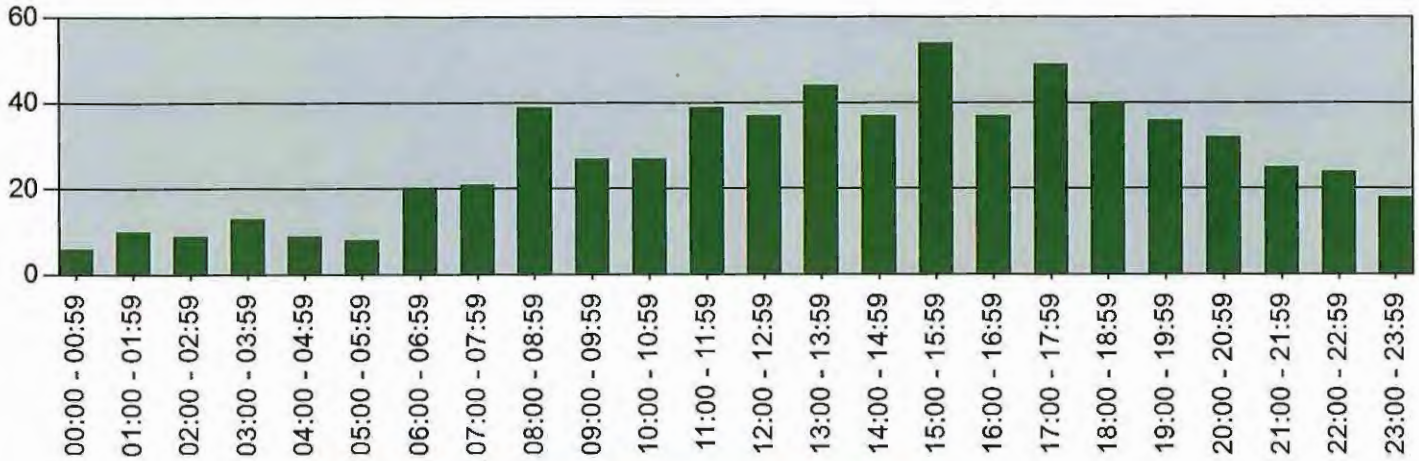
Wescosville, PA

This report was generated on 1/1/2024 2:48:20 AM



Incidents by Hour for Station for Date Range

Station: All Stations | Start Date: 01/01/2023 | End Date: 12/31/2023



Hour	# Incidents
00:00 - 00:59	6
01:00 - 01:59	10
02:00 - 02:59	9
03:00 - 03:59	13
04:00 - 04:59	9
05:00 - 05:59	8
06:00 - 06:59	20
07:00 - 07:59	21
08:00 - 08:59	39
09:00 - 09:59	27
10:00 - 10:59	27
11:00 - 11:59	39
12:00 - 12:59	37
13:00 - 13:59	44
14:00 - 14:59	37
15:00 - 15:59	54
16:00 - 16:59	37
17:00 - 17:59	49
18:00 - 18:59	40
19:00 - 19:59	36
20:00 - 20:59	32
21:00 - 21:59	25
22:00 - 22:59	24
23:00 - 23:59	18

Only REVIEWED incidents included.



emergencyreporting.com

Doc Id: 1010

Page # 1 of 1

Lower Macungie Fire Department

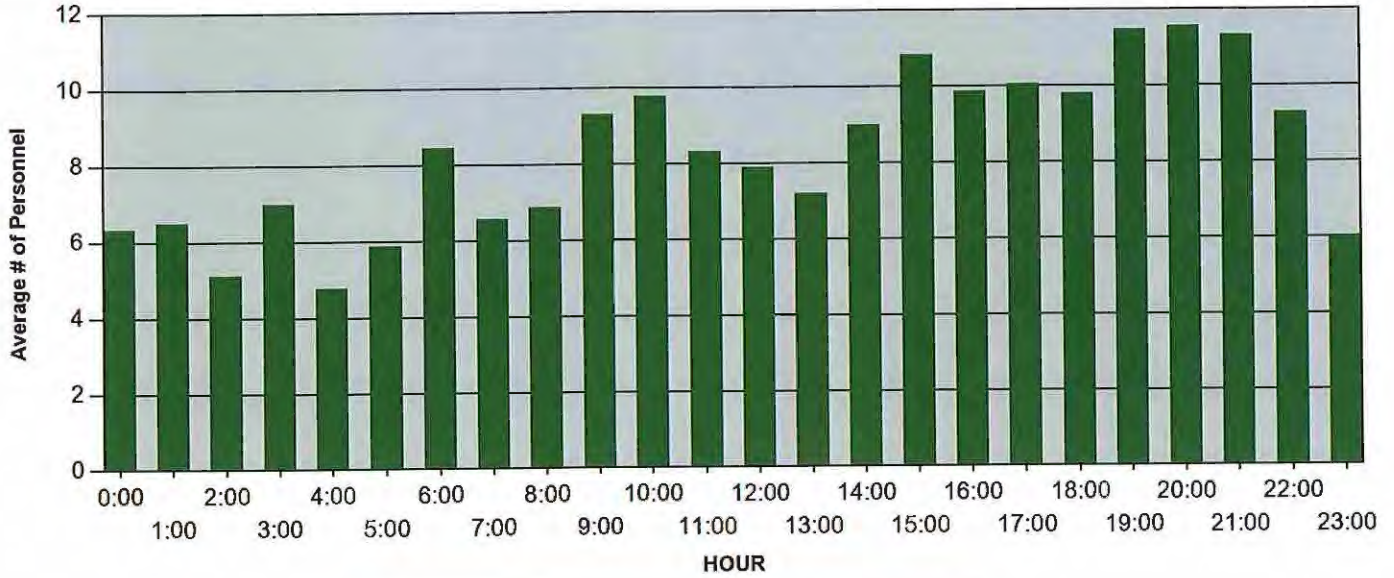
Wescosville, PA

This report was generated on 1/1/2024 1:48:22 AM



Average Number of Responding Personnel per Hour for Date Range

Start Date: 01/01/2023 | End Date: 12/31/2023



HOUR	AVG. # PERSONNEL
00:00 - 00:59	6.33
01:00 - 01:59	6.50
02:00 - 02:59	5.11
03:00 - 03:59	7.00
04:00 - 04:59	4.78
05:00 - 05:59	5.88
06:00 - 06:59	8.45
07:00 - 07:59	6.57
08:00 - 08:59	6.87
09:00 - 09:59	9.30
10:00 - 10:59	9.78
11:00 - 11:59	8.31
12:00 - 12:59	7.89
13:00 - 13:59	7.20
14:00 - 14:59	9.00
15:00 - 15:59	10.83
16:00 - 16:59	9.86
17:00 - 17:59	10.04
18:00 - 18:59	9.80
19:00 - 19:59	11.47
20:00 - 20:59	11.56
21:00 - 21:59	11.32
22:00 - 22:59	9.29

AVE. # PERSONNEL calculated from total number of personnel responding to incidents begun at the HOUR divided by total number of REVIEWED incidents for that HOUR. Includes personnel that responded both on or off apparatus.

HOUR	AVG. # PERSONNEL
23:00 - 23:59	6.00

AVE. # PERSONNEL calculated from total number of personnel responding to incidents begun at the HOUR divided by total number of REVIEWED incidents for that HOUR. Includes personnel that responded both on or off apparatus.

Lower Macungie Fire Department



Wescosville, PA

This report was generated on 1/1/2024 12:58:22 PM

Incident Statistics

Zone(s): All Zones | Start Date: 01/01/2023 | End Date: 12/31/2023

INCIDENT COUNT			
INCIDENT TYPE		# INCIDENTS	
EMS		92	
FIRE		569	
TOTAL		661	
TOTAL TRANSPORTS (N2 and N3)			
APPARATUS	# of APPARATUS TRANSPORTS	# of PATIENT TRANSPORTS	TOTAL # of PATIENT CONTACTS
TOTAL			
PRE-INCIDENT VALUE		LOSSES	
\$900.00		\$900.00	
CO CHECKS			
424 - Carbon monoxide incident		7	
746 - Carbon monoxide detector activation, no CO		22	
TOTAL		29	
MUTUAL AID			
Aid Type		Total	
Aid Given		131	
Aid Received		39	
OVERLAPPING CALLS			
# OVERLAPPING		% OVERLAPPING	
89		13.46	
LIGHTS AND SIREN - AVERAGE RESPONSE TIME (Dispatch to Arrival)			
Station	EMS	FIRE	
Alburtis Station	0:14:16	0:14:30	
Brandywine Station	0:10:30	0:10:25	
Fire Police		0:18:09	
Rapid Intervention Team		0:19:17	
Wescosville Station	0:10:30	0:10:51	
AVERAGE FOR ALL CALLS		0:11:22	
LIGHTS AND SIREN - AVERAGE TURNOUT TIME (Dispatch to Enroute)			
Station	EMS	FIRE	
Alburtis Station	0:04:40	0:05:45	
Brandywine Station	0:05:29	0:04:35	
Fire Police		0:11:05	

Only Reviewed Incidents included. EMS for Incident counts includes only 300 to 399 Incident Types. All other incident types are counted as FIRE. CO Checks only includes Incident Types: 424, 736 and 734. # Apparatus Transports = # of incidents where apparatus transported. # Patient Transports = All patients transported by EMS. # Patient Contacts = # of PCR contacted by apparatus. This report now returns both NEMSIS 2 & 3 data as appropriate. For overlapping calls that span over multiple days, total per month will not equal Total count for year.



Rapid Intervention Team		0:04:55
Wescosville Station	0:05:44	0:05:27
AVERAGE FOR ALL CALLS		0:05:01
AGENCY	AVERAGE TIME ON SCENE (MM:SS)	
Lower Macungie Fire Department	29:00	

Only Reviewed Incidents included. EMS for Incident counts includes only 300 to 399 Incident Types. All other incident types are counted as FIRE. CO Checks only includes Incident Types: 424, 736 and 734. # Apparatus Transports = # of incidents where apparatus transported. # Patient Transports = All patients transported by EMS. # Patient Contacts = # of PCR contacted by apparatus. This report now returns both NEMSIS 2 & 3 data as appropriate. For overlapping calls that span over multiple days, total per month will not equal Total count for year.

Lower Macungie Fire Department

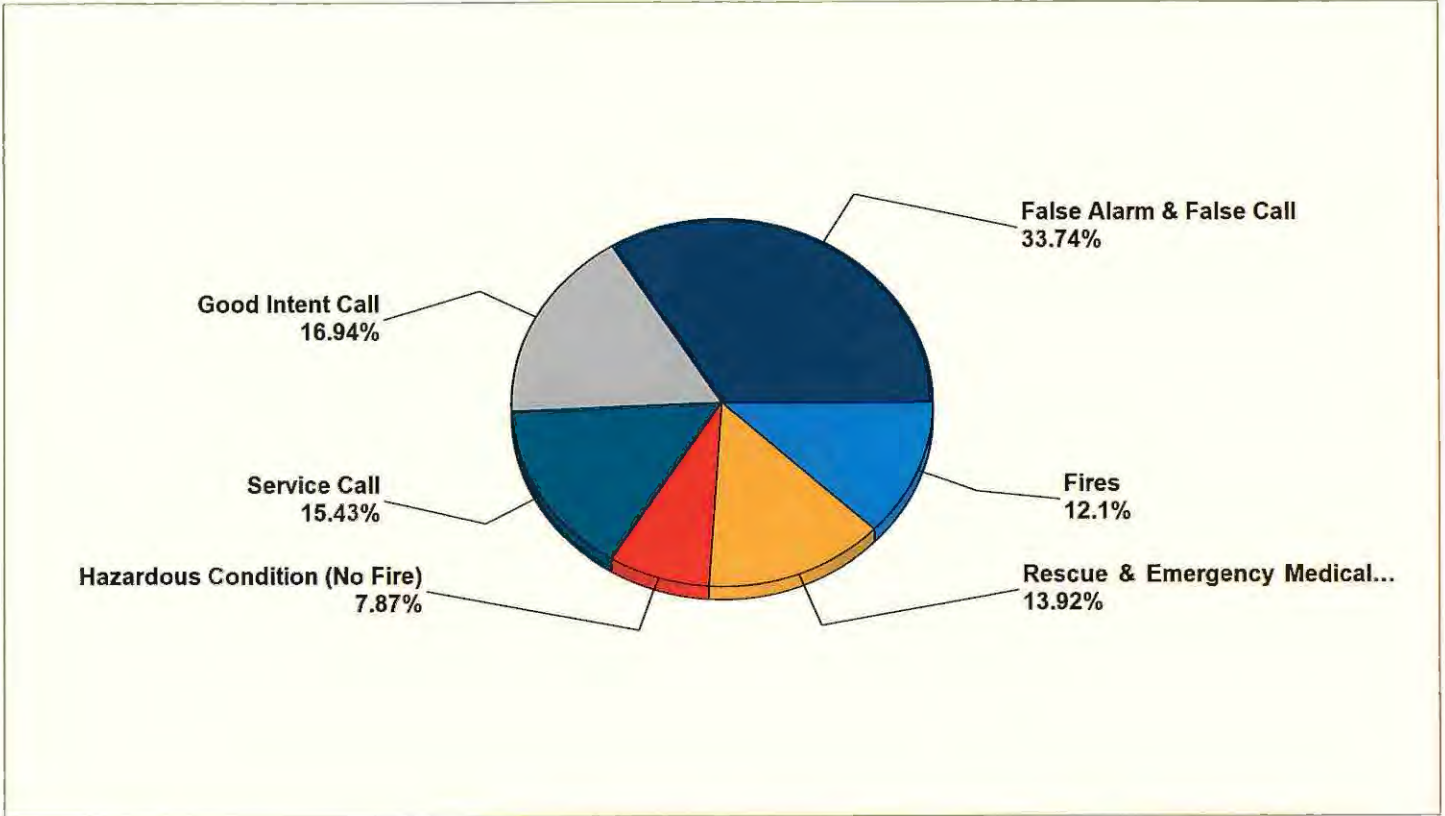


Wescosville, PA

This report was generated on 1/1/2024 1:49:42 AM

Breakdown by Major Incident Types for Date Range

Zone(s): All Zones | Start Date: 01/01/2023 | End Date: 12/31/2023



MAJOR INCIDENT TYPE	# INCIDENTS	% of TOTAL
Fires	80	12.1%
Rescue & Emergency Medical Service	92	13.92%
Hazardous Condition (No Fire)	52	7.87%
Service Call	102	15.43%
Good Intent Call	112	16.94%
False Alarm & False Call	223	33.74%
TOTAL	661	100%

Only REVIEWED and/or LOCKED IMPORTED incidents are included. Summary results for a major incident type are not displayed if the count is zero.



Detailed Breakdown by Incident Type

INCIDENT TYPE	# INCIDENTS	% of TOTAL
100 - Fire, other	4	0.61%
111 - Building fire	40	6.05%
113 - Cooking fire, confined to container	3	0.45%
118 - Trash or rubbish fire, contained	3	0.45%
131 - Passenger vehicle fire	5	0.76%
132 - Road freight or transport vehicle fire	5	0.76%
138 - Off-road vehicle or heavy equipment fire	1	0.15%
140 - Natural vegetation fire, other	7	1.06%
141 - Forest, woods or wildland fire	1	0.15%
142 - Brush or brush-and-grass mixture fire	9	1.36%
150 - Outside rubbish fire, other	1	0.15%
160 - Special outside fire, other	1	0.15%
311 - Medical assist, assist EMS crew	28	4.24%
320 - Emergency medical service, other	2	0.3%
321 - EMS call, excluding vehicle accident with injury	5	0.76%
322 - Motor vehicle accident with injuries	22	3.33%
323 - Motor vehicle/pedestrian accident (MV Ped)	2	0.3%
324 - Motor vehicle accident with no injuries.	10	1.51%
350 - Extrication, rescue, other	1	0.15%
351 - Extrication of victim(s) from building/structure	1	0.15%
352 - Extrication of victim(s) from vehicle	13	1.97%
353 - Removal of victim(s) from stalled elevator	2	0.3%
363 - Swift water rescue	6	0.91%
400 - Hazardous condition, other	1	0.15%
410 - Combustible/flammable gas/liquid condition, other	5	0.76%
412 - Gas leak (natural gas or LPG)	13	1.97%
413 - Oil or other combustible liquid spill	2	0.3%
423 - Refrigeration leak	1	0.15%
424 - Carbon monoxide incident	7	1.06%
440 - Electrical wiring/equipment problem, other	10	1.51%
444 - Power line down	10	1.51%
463 - Vehicle accident, general cleanup	3	0.45%
500 - Service Call, other	50	7.56%
520 - Water problem, other	5	0.76%
542 - Animal rescue	4	0.61%
551 - Assist police or other governmental agency	25	3.78%
552 - Police matter	1	0.15%
561 - Unauthorized burning	6	0.91%
571 - Cover assignment, standby, moveup	11	1.66%
600 - Good intent call, other	25	3.78%
611 - Dispatched & cancelled en route	61	9.23%
622 - No incident found on arrival at dispatch address	9	1.36%
631 - Authorized controlled burning	1	0.15%
651 - Smoke scare, odor of smoke	13	1.97%
652 - Steam, vapor, fog or dust thought to be smoke	3	0.45%
700 - False alarm or false call, other	184	27.84%
730 - System malfunction, other	1	0.15%
733 - Smoke detector activation due to malfunction	3	0.45%
735 - Alarm system sounded due to malfunction	1	0.15%
740 - Unintentional transmission of alarm, other	2	0.3%
743 - Smoke detector activation, no fire - unintentional	9	1.36%
745 - Alarm system activation, no fire - unintentional	1	0.15%
746 - Carbon monoxide detector activation, no CO	22	3.33%
TOTAL INCIDENTS:	661	100%

Only REVIEWED and/or LOCKED IMPORTED incidents are included. Summary results for a major incident type are not displayed if the count is zero.



Lower Macungie Fire Department

Wescosville, PA

This report was generated on 1/1/2024 2:33:55 AM



Incident Count per Primary Action Taken for Date Range

Start Date: 01/01/2023 | End Date: 12/31/2023

ACTION TAKEN	# INCIDENTS	PERCENTAGE
00 - Action taken, other	1	0.15%
10 - Fire control or extinguishment, other	17	2.57%
11 - Extinguishment by fire service personnel	27	4.08%
12 - Salvage & overhaul	5	0.76%
21 - Search	1	0.15%
22 - Rescue, remove from harm	11	1.66%
23 - Extricate, disentangle	11	1.66%
24 - Recover body	1	0.15%
30 - Emergency medical services, other	28	4.24%
31 - Provide first aid & check for injuries	2	0.30%
32 - Provide basic life support (BLS)	6	0.91%
40 - Hazardous condition, other	3	0.45%
43 - Hazardous materials spill control and confinement	10	1.51%
44 - Hazardous materials leak control & containment	2	0.30%
51 - Ventilate	4	0.61%
52 - Forcible entry	3	0.45%
60 - Systems and services, other	2	0.30%
64 - Shut down system	3	0.45%
66 - Remove water	1	0.15%
70 - Assistance, other	12	1.82%
72 - Assist animal	1	0.15%
73 - Provide manpower	33	4.99%
75 - Provide equipment	1	0.15%
76 - Provide water	1	0.15%
78 - Control traffic	34	5.14%
80 - Information, investigation & enforcement, other	1	0.15%
86 - Investigate	358	54.16%
87 - Investigate fire out on arrival	1	0.15%
91 - Fill-in or moveup	1	0.15%
92 - Standby	19	2.87%
93 - Cancelled en route	61	9.23%
TOTAL:	661	

Calculates the number of incidents for the PRIMARY ACTION TAKEN valued provided on Basic Info 5 of an incident. For summation of ALL ACTIONS TAKEN, click SEARCH from the main Reports module page, and enter DocID 668. Only REVIEWED incidents included.

Lower Macungie Fire Department

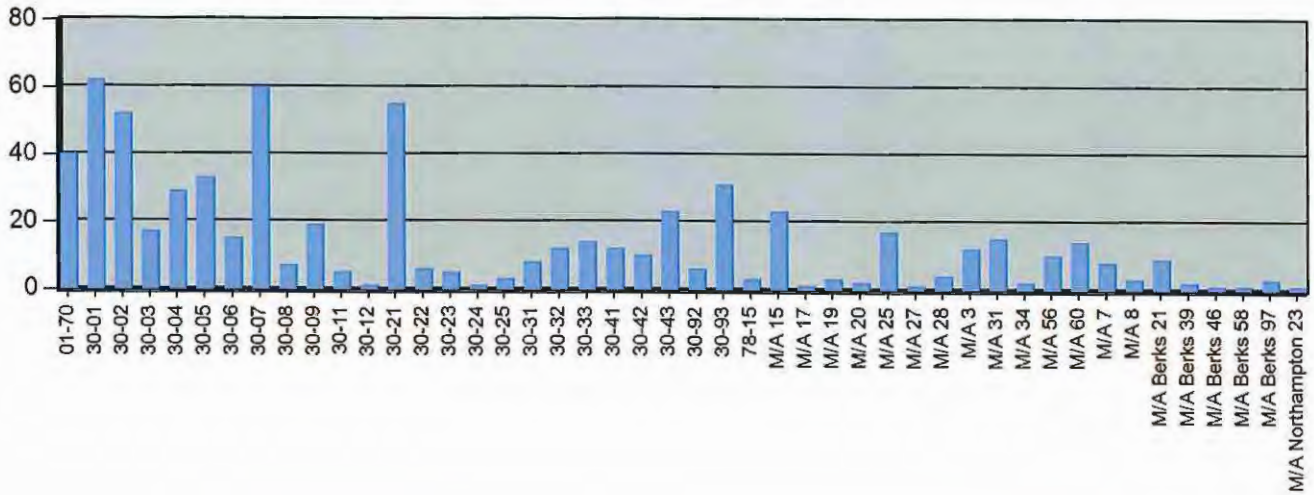
Wescosville, PA

This report was generated on 1/1/2024 2:39:30 AM



Incident Count per Zone for Date Range

Start Date: 01/01/2023 | End Date: 12/31/2023



ZONE	# INCIDENTS
01-70 - Box 0170	40
30-01 - Box 3001	62
30-02 - Box 3002	52
30-03 - Box 3003	17
30-04 - Box 3004	29
30-05 - Box 3005	33
30-06 - Box 3006	15
30-07 - Box 3007	60
30-08 - Box 3008	7
30-09 - Box 3009	19
30-11 - Box 30-11	5
30-12 - Box 3012	1
30-21 - Box 3021	55
30-22 - Box 3022	6
30-23 - Box 3023	5
30-24 - Box 3024	1
30-25 - Box 3025	3
30-31 - Box 3031	8
30-32 - Box 3032	12
30-33 - Box 3033	14
30-41 - Box 3041	12
30-42 - Box 3042	10
30-43 - Box 3043	23
30-92 - Box 3092	6

Zone information is defined on the Basic Info 3 screen of an incident. Only REVIEWED incidents included. Archived Zones cannot be unarchived.



emergencyreporting.com

Doc Id: 270

Page # 1 of 2

ZONE	# INCIDENTS
30-93 - Box 3093	31
78-15 - Box 7815	3
M/A 15 - Macungie Fire Assist	23
M/A 17 - New Tripoli Fire Assist	1
M/A 19 - Old Zionsville Fire Assist	3
M/A 20 - Eastern Salisbury Fire Assist	2
M/A 25 - Trexlertown Fire Assist	17
M/A 27 - Upper Saucon Fire Assist	1
M/A 28 - Vera Cruz Fire Assist	4
M/A 3 - Cetronia Fire Assist	12
M/A 31 - Western Salisbury Fire Assist	15
M/A 34 - Fountain Hill Fire Assist	2
M/A 56 - Upper Macungie Fire Assist	10
M/A 60 - City of Allentown Fire Assist	14
M/A 7 - Emmaus Fire Assist	8
M/A 8 - Fogelsville Fire Assist	3
M/A Berks 21 - Topton Fire Assist	9
M/A Berks 39 - Seisholtzville Fire Assist	2
M/A Berks 46 - Kutztown Fire Assist	1
M/A Berks 58 - Hereford Fire Assist	1
M/A Berks 97 - Eastern Berks Fire Assist	3
M/A Northampton 23 - West Easton Fire Assist	1

TOTAL: 661

Zone information is defined on the Basic Info 3 screen of an incident. Only REVIEWED incidents included. Archived Zones cannot be unarchived.



Lower Macungie Fire Department

Wescosville, PA

This report was generated on 1/1/2024 2:40:04 AM



Incident Count with Man-Hours per Zone for Date Range

Incident Type(s): All Incident Types | Start Date: 01/01/2023 | End Date: 12/31/2023

ZONE	INCIDENT COUNT	MAN-HOURS
01-70 - Box 0170	40	197:04
30-01 - Box 3001	62	235:14
30-02 - Box 3002	52	179:57
30-03 - Box 3003	17	66:10
30-04 - Box 3004	29	82:19
30-05 - Box 3005	33	129:50
30-06 - Box 3006	15	41:31
30-07 - Box 3007	60	178:23
30-08 - Box 3008	7	25:05
30-09 - Box 3009	19	54:51
30-11 - Box 30-11	5	11:29
30-12 - Box 3012	1	4:10
30-21 - Box 3021	55	233:05
30-22 - Box 3022	6	15:54
30-23 - Box 3023	5	17:25
30-24 - Box 3024	1	4:31
30-25 - Box 3025	3	13:23
30-31 - Box 3031	8	34:05
30-32 - Box 3032	12	51:22
30-33 - Box 3033	14	36:04
30-41 - Box 3041	12	42:49
30-42 - Box 3042	10	13:49
30-43 - Box 3043	23	106:39
30-92 - Box 3092	6	32:29
30-93 - Box 3093	31	125:31
78-15 - Box 7815	3	6:24
M/A 15 - Macungie Fire Assist	23	151:13
M/A 17 - New Tripoli Fire Assist	1	53:07
M/A 19 - Old Zionsville Fire Assist	3	9:47
M/A 20 - Eastern Salisbury Fire Assist	2	4:40
M/A 25 - Trexlertown Fire Assist	17	104:31
M/A 27 - Upper Saucon Fire Assist	1	10:45
M/A 28 - Vera Cruz Fire Assist	4	104:25
M/A 3 - Cetronia Fire Assist	12	25:03
M/A 31 - Western Salisbury Fire Assist	15	82:33
M/A 34 - Fountain Hill Fire Assist	2	6:50
M/A 56 - Upper Macungie Fire Assist	10	71:38
M/A 60 - City of Allentown Fire Assist	14	90:18

NOTE that this report takes into consideration ONLY those Personnel that are associated with an Apparatus, and that only Reviewed incidents are included in the counts.



emergencyreporting.com

Doc Id: 1306

Page # 1 of 2

M/A 7 - Emmaus Fire Assist	8	101:49
M/A 8 - Fogelsville Fire Assist	3	29:56
M/A Berks 21 - Topton Fire Assist	9	84:54
M/A Berks 39 - Seisholtzville Fire Assist	2	2:15
M/A Berks 46 - Kutztown Fire Assist	1	11:16
M/A Berks 58 - Hereford Fire Assist	1	3:01
M/A Berks 97 - Eastern Berks Fire Assist	3	20:13
M/A Northampton 23 - West Easton Fire Assist	1	15:00

TOTAL

661

2922:45

NOTE that this report takes into consideration ONLY those Personnel that are associated with an Apparatus, and that only Reviewed incidents are included in the counts.



Lower Macungie Fire Department

Wescosville, PA

This report was generated on 1/1/2024 1:52:29 AM



Count of Incidents by Incident Type per Zone

Incident Status: Reviewed | Start Date: 01/01/2023 | End Date: 12/31/2023

% of Incidents per Zone



- 01-70 - Box 0170
- 30-01 - Box 3001
- 30-02 - Box 3002
- 30-03 - Box 3003
- M/A 25 - Trexlertown Fire Assist
- 30-04 - Box 3004
- 30-05 - Box 3005
- 30-06 - Box 3006
- M/A 31 - Western Salisbury Fire Assist
- 30-07 - Box 3007
- 30-08 - Box 3008
- 30-09 - Box 3009
- 30-11 - Box 30-11
- 30-23 - Box 3023
- 30-12 - Box 3012
- 30-24 - Box 3024
- M/A 17 - New Tripoli Fire Assist
- M/A 27 - Upper Saucon Fire Assist

INCIDENT TYPE	# INCIDENTS	% of TOTAL
01-70 - Box 0170		
118 - Trash or rubbish fire, contained	1	0.15%
142 - Brush or brush-and-grass mixture fire	1	0.15%
150 - Outside rubbish fire, other	1	0.15%
311 - Medical assist, assist EMS crew	5	0.76%
321 - EMS call, excluding vehicle accident with injury	3	0.45%
351 - Extrication of victim(s) from building/structure	1	0.15%
410 - Combustible/flammable gas/liquid condition, other	1	0.15%
413 - Oil or other combustible liquid spill	1	0.15%
444 - Power line down	1	0.15%
463 - Vehicle accident, general cleanup	1	0.15%
500 - Service Call, other	1	0.15%
520 - Water problem, other	1	0.15%
551 - Assist police or other governmental agency	4	0.61%
561 - Unauthorized burning	1	0.15%
600 - Good intent call, other	1	0.15%
611 - Dispatched & cancelled en route	1	0.15%
631 - Authorized controlled burning	1	0.15%
700 - False alarm or false call, other	10	1.51%
733 - Smoke detector activation due to malfunction	1	0.15%
743 - Smoke detector activation, no fire - unintentional	1	0.15%
746 - Carbon monoxide detector activation, no CO	2	0.30%
Zone: 01-70 - Box 0170 Total Incident:	40	6.05%
30-01 - Box 3001		
111 - Building fire	4	0.61%
311 - Medical assist, assist EMS crew	5	0.76%
322 - Motor vehicle accident with injuries	1	0.15%
323 - Motor vehicle/pedestrian accident (MV Ped)	1	0.15%
352 - Extrication of victim(s) from vehicle	1	0.15%

Report shows count of incidents for Status selected.



363 - Swift water rescue	1	0.15%
440 - Electrical wiring/equipment problem, other	1	0.15%
444 - Power line down	2	0.30%
500 - Service Call, other	5	0.76%
551 - Assist police or other governmental agency	3	0.45%
561 - Unauthorized burning	1	0.15%
600 - Good intent call, other	4	0.61%
611 - Dispatched & cancelled en route	1	0.15%
700 - False alarm or false call, other	30	4.54%
743 - Smoke detector activation, no fire - unintentional	1	0.15%
746 - Carbon monoxide detector activation, no CO	1	0.15%
Zone: 30-01 - Box 3001 Total Incident:	62	9.38%
30-02 - Box 3002		
100 - Fire, other	1	0.15%
118 - Trash or rubbish fire, contained	1	0.15%
132 - Road freight or transport vehicle fire	1	0.15%
311 - Medical assist, assist EMS crew	5	0.76%
322 - Motor vehicle accident with injuries	5	0.76%
352 - Extrication of victim(s) from vehicle	1	0.15%
410 - Combustible/flammable gas/liquid condition, other	1	0.15%
412 - Gas leak (natural gas or LPG)	1	0.15%
424 - Carbon monoxide incident	2	0.30%
440 - Electrical wiring/equipment problem, other	1	0.15%
500 - Service Call, other	6	0.91%
520 - Water problem, other	2	0.30%
551 - Assist police or other governmental agency	3	0.45%
600 - Good intent call, other	2	0.30%
611 - Dispatched & cancelled en route	2	0.30%
651 - Smoke scare, odor of smoke	1	0.15%
700 - False alarm or false call, other	15	2.27%
746 - Carbon monoxide detector activation, no CO	2	0.30%
Zone: 30-02 - Box 3002 Total Incident:	52	7.87%
30-03 - Box 3003		
111 - Building fire	1	0.15%
132 - Road freight or transport vehicle fire	1	0.15%
352 - Extrication of victim(s) from vehicle	1	0.15%
410 - Combustible/flammable gas/liquid condition, other	1	0.15%
424 - Carbon monoxide incident	1	0.15%
440 - Electrical wiring/equipment problem, other	1	0.15%
500 - Service Call, other	2	0.30%
542 - Animal rescue	1	0.15%
700 - False alarm or false call, other	6	0.91%
746 - Carbon monoxide detector activation, no CO	2	0.30%
Zone: 30-03 - Box 3003 Total Incident:	17	2.57%

Report shows count of incidents for Status selected.



INCIDENT TYPE	# INCIDENTS	% of TOTAL
30-04 - Box 3004		
311 - Medical assist, assist EMS crew	1	0.15%
322 - Motor vehicle accident with injuries	1	0.15%
363 - Swift water rescue	1	0.15%
412 - Gas leak (natural gas or LPG)	1	0.15%
444 - Power line down	2	0.30%
500 - Service Call, other	4	0.61%
551 - Assist police or other governmental agency	2	0.30%
600 - Good intent call, other	1	0.15%
611 - Dispatched & cancelled en route	1	0.15%
700 - False alarm or false call, other	14	2.12%
746 - Carbon monoxide detector activation, no CO	1	0.15%
Zone: 30-04 - Box 3004 Total Incident:	29	4.39%
30-05 - Box 3005		
311 - Medical assist, assist EMS crew	2	0.30%
322 - Motor vehicle accident with injuries	2	0.30%
324 - Motor vehicle accident with no injuries.	1	0.15%
440 - Electrical wiring/equipment problem, other	1	0.15%
500 - Service Call, other	4	0.61%
542 - Animal rescue	1	0.15%
551 - Assist police or other governmental agency	1	0.15%
600 - Good intent call, other	3	0.45%
700 - False alarm or false call, other	17	2.57%
746 - Carbon monoxide detector activation, no CO	1	0.15%
Zone: 30-05 - Box 3005 Total Incident:	33	4.99%
30-06 - Box 3006		
323 - Motor vehicle/pedestrian accident (MV Ped)	1	0.15%
363 - Swift water rescue	1	0.15%
444 - Power line down	1	0.15%
500 - Service Call, other	2	0.30%
542 - Animal rescue	1	0.15%
611 - Dispatched & cancelled en route	2	0.30%
622 - No incident found on arrival at dispatch address	1	0.15%
700 - False alarm or false call, other	4	0.61%
746 - Carbon monoxide detector activation, no CO	2	0.30%
Zone: 30-06 - Box 3006 Total Incident:	15	2.27%
30-07 - Box 3007		
131 - Passenger vehicle fire	1	0.15%
140 - Natural vegetation fire, other	1	0.15%
142 - Brush or brush-and-grass mixture fire	2	0.30%
311 - Medical assist, assist EMS crew	1	0.15%
322 - Motor vehicle accident with injuries	6	0.91%
324 - Motor vehicle accident with no injuries.	3	0.45%
352 - Extrication of victim(s) from vehicle	4	0.61%

Report shows count of incidents for Status selected.



412 - Gas leak (natural gas or LPG)	1	0.15%
463 - Vehicle accident, general cleanup	1	0.15%
500 - Service Call, other	7	1.06%
520 - Water problem, other	1	0.15%
542 - Animal rescue	1	0.15%
551 - Assist police or other governmental agency	1	0.15%
600 - Good intent call, other	1	0.15%
622 - No incident found on arrival at dispatch address	2	0.30%
651 - Smoke scare, odor of smoke	1	0.15%
652 - Steam, vapor, fog or dust thought to be smoke	1	0.15%
700 - False alarm or false call, other	24	3.63%
745 - Alarm system activation, no fire - unintentional	1	0.15%
Zone: 30-07 - Box 3007 Total Incident:	60	9.08%
30-08 - Box 3008		
311 - Medical assist, assist EMS crew	1	0.15%
440 - Electrical wiring/equipment problem, other	1	0.15%
444 - Power line down	1	0.15%
520 - Water problem, other	1	0.15%
551 - Assist police or other governmental agency	1	0.15%
600 - Good intent call, other	1	0.15%
746 - Carbon monoxide detector activation, no CO	1	0.15%
Zone: 30-08 - Box 3008 Total Incident:	7	1.06%
30-09 - Box 3009		
324 - Motor vehicle accident with no injuries.	1	0.15%
500 - Service Call, other	5	0.76%
552 - Police matter	1	0.15%
622 - No incident found on arrival at dispatch address	1	0.15%
651 - Smoke scare, odor of smoke	2	0.30%
700 - False alarm or false call, other	8	1.21%
743 - Smoke detector activation, no fire - unintentional	1	0.15%
Zone: 30-09 - Box 3009 Total Incident:	19	2.87%
30-11 - Box 30-11		
324 - Motor vehicle accident with no injuries.	1	0.15%
352 - Extrication of victim(s) from vehicle	1	0.15%
600 - Good intent call, other	1	0.15%
622 - No incident found on arrival at dispatch address	1	0.15%
700 - False alarm or false call, other	1	0.15%
Zone: 30-11 - Box 30-11 Total Incident:	5	0.76%
30-12 - Box 3012		
551 - Assist police or other governmental agency	1	0.15%
Zone: 30-12 - Box 3012 Total Incident:	1	0.15%
30-21 - Box 3021		
113 - Cooking fire, confined to container	1	0.15%
311 - Medical assist, assist EMS crew	4	0.61%

Report shows count of incidents for Status selected.



324 - Motor vehicle accident with no injuries.	1	0.15%
352 - Extrication of victim(s) from vehicle	1	0.15%
353 - Removal of victim(s) from stalled elevator	1	0.15%
400 - Hazardous condition, other	1	0.15%
410 - Combustible/flammable gas/liquid condition, other	2	0.30%
412 - Gas leak (natural gas or LPG)	3	0.45%
424 - Carbon monoxide incident	3	0.45%
440 - Electrical wiring/equipment problem, other	3	0.45%
500 - Service Call, other	8	1.21%
561 - Unauthorized burning	1	0.15%
600 - Good intent call, other	3	0.45%
611 - Dispatched & cancelled en route	1	0.15%
622 - No incident found on arrival at dispatch address	2	0.30%
651 - Smoke scare, odor of smoke	3	0.45%
700 - False alarm or false call, other	12	1.82%
730 - System malfunction, other	1	0.15%
733 - Smoke detector activation due to malfunction	1	0.15%
746 - Carbon monoxide detector activation, no CO	3	0.45%
Zone: 30-21 - Box 3021 Total Incident:	55	8.32%
30-22 - Box 3022		
311 - Medical assist, assist EMS crew	1	0.15%
551 - Assist police or other governmental agency	3	0.45%
700 - False alarm or false call, other	2	0.30%
Zone: 30-22 - Box 3022 Total Incident:	6	0.91%
30-23 - Box 3023		
141 - Forest, woods or wildland fire	1	0.15%
311 - Medical assist, assist EMS crew	1	0.15%
413 - Oil or other combustible liquid spill	1	0.15%
700 - False alarm or false call, other	2	0.30%
Zone: 30-23 - Box 3023 Total Incident:	5	0.76%
30-24 - Box 3024		
551 - Assist police or other governmental agency	1	0.15%
Zone: 30-24 - Box 3024 Total Incident:	1	0.15%
30-25 - Box 3025		
324 - Motor vehicle accident with no injuries.	1	0.15%
440 - Electrical wiring/equipment problem, other	1	0.15%
700 - False alarm or false call, other	1	0.15%
Zone: 30-25 - Box 3025 Total Incident:	3	0.45%
30-31 - Box 3031		
138 - Off-road vehicle or heavy equipment fire	1	0.15%
142 - Brush or brush-and-grass mixture fire	1	0.15%
311 - Medical assist, assist EMS crew	1	0.15%
321 - EMS call, excluding vehicle accident with injury	1	0.15%
352 - Extrication of victim(s) from vehicle	1	0.15%

Report shows count of incidents for Status selected.



363 - Swift water rescue	1	0.15%
500 - Service Call, other	1	0.15%
561 - Unauthorized burning	1	0.15%
Zone: 30-31 - Box 3031 Total Incident:	8	1.21%
30-32 - Box 3032		
113 - Cooking fire, confined to container	1	0.15%
322 - Motor vehicle accident with injuries	1	0.15%
352 - Extrication of victim(s) from vehicle	1	0.15%
463 - Vehicle accident, general cleanup	1	0.15%
600 - Good intent call, other	1	0.15%
651 - Smoke scare, odor of smoke	1	0.15%
700 - False alarm or false call, other	3	0.45%
746 - Carbon monoxide detector activation, no CO	3	0.45%
Zone: 30-32 - Box 3032 Total Incident:	12	1.82%
30-33 - Box 3033		
320 - Emergency medical service, other	1	0.15%
321 - EMS call, excluding vehicle accident with injury	1	0.15%
322 - Motor vehicle accident with injuries	1	0.15%
324 - Motor vehicle accident with no injuries.	1	0.15%
440 - Electrical wiring/equipment problem, other	1	0.15%
444 - Power line down	1	0.15%
551 - Assist police or other governmental agency	1	0.15%
600 - Good intent call, other	1	0.15%
700 - False alarm or false call, other	3	0.45%
733 - Smoke detector activation due to malfunction	1	0.15%
743 - Smoke detector activation, no fire - unintentional	2	0.30%
Zone: 30-33 - Box 3033 Total Incident:	14	2.12%
30-41 - Box 3041		
140 - Natural vegetation fire, other	1	0.15%
412 - Gas leak (natural gas or LPG)	3	0.45%
500 - Service Call, other	1	0.15%
600 - Good intent call, other	2	0.30%
611 - Dispatched & cancelled en route	1	0.15%
651 - Smoke scare, odor of smoke	1	0.15%
700 - False alarm or false call, other	3	0.45%
Zone: 30-41 - Box 3041 Total Incident:	12	1.82%
30-42 - Box 3042		
500 - Service Call, other	1	0.15%
700 - False alarm or false call, other	6	0.91%
740 - Unintentional transmission of alarm, other	1	0.15%
743 - Smoke detector activation, no fire - unintentional	2	0.30%
Zone: 30-42 - Box 3042 Total Incident:	10	1.51%
30-43 - Box 3043		
111 - Building fire	2	0.30%

Report shows count of incidents for Status selected.



emergencyreporting.com

Doc Id: 1390

Page # 6 of 10

142 - Brush or brush-and-grass mixture fire	1	0.15%
322 - Motor vehicle accident with injuries	1	0.15%
363 - Swift water rescue	2	0.30%
412 - Gas leak (natural gas or LPG)	2	0.30%
424 - Carbon monoxide incident	1	0.15%
444 - Power line down	1	0.15%
551 - Assist police or other governmental agency	1	0.15%
561 - Unauthorized burning	2	0.30%
651 - Smoke scare, odor of smoke	1	0.15%
652 - Steam, vapor, fog or dust thought to be smoke	1	0.15%
700 - False alarm or false call, other	5	0.76%
743 - Smoke detector activation, no fire - unintentional	1	0.15%
746 - Carbon monoxide detector activation, no CO	2	0.30%
Zone: 30-43 - Box 3043 Total Incident:	23	3.48%
30-92 - Box 3092		
100 - Fire, other	1	0.15%
131 - Passenger vehicle fire	1	0.15%
322 - Motor vehicle accident with injuries	1	0.15%
423 - Refrigeration leak	1	0.15%
600 - Good intent call, other	1	0.15%
700 - False alarm or false call, other	1	0.15%
Zone: 30-92 - Box 3092 Total Incident:	6	0.91%
30-93 - Box 3093		
111 - Building fire	1	0.15%
118 - Trash or rubbish fire, contained	1	0.15%
140 - Natural vegetation fire, other	4	0.61%
142 - Brush or brush-and-grass mixture fire	1	0.15%
160 - Special outside fire, other	1	0.15%
311 - Medical assist, assist EMS crew	1	0.15%
320 - Emergency medical service, other	1	0.15%
324 - Motor vehicle accident with no injuries.	1	0.15%
350 - Extrication, rescue, other	1	0.15%
652 - Steam, vapor, fog or dust thought to be smoke	1	0.15%
700 - False alarm or false call, other	15	2.27%
735 - Alarm system sounded due to malfunction	1	0.15%
740 - Unintentional transmission of alarm, other	1	0.15%
743 - Smoke detector activation, no fire - unintentional	1	0.15%
Zone: 30-93 - Box 3093 Total Incident:	31	4.69%
78-15 - Box 7815		
322 - Motor vehicle accident with injuries	1	0.15%
352 - Extrication of victim(s) from vehicle	1	0.15%
622 - No incident found on arrival at dispatch address	1	0.15%
Zone: 78-15 - Box 7815 Total Incident:	3	0.45%

Report shows count of incidents for Status selected.



emergencyreporting.com

Doc Id: 1390

Page # 7 of 10

INCIDENT TYPE	# INCIDENTS	% of TOTAL
M/A 15 - Macungie Fire Assist		
100 - Fire, other	1	0.15%
111 - Building fire	2	0.30%
113 - Cooking fire, confined to container	1	0.15%
131 - Passenger vehicle fire	1	0.15%
140 - Natural vegetation fire, other	1	0.15%
412 - Gas leak (natural gas or LPG)	1	0.15%
500 - Service Call, other	2	0.30%
551 - Assist police or other governmental agency	3	0.45%
611 - Dispatched & cancelled en route	10	1.51%
622 - No incident found on arrival at dispatch address	1	0.15%
Zone: M/A 15 - Macungie Fire Assist Total Incident:	23	3.48%
M/A 17 - New Tripoli Fire Assist		
111 - Building fire	1	0.15%
Zone: M/A 17 - New Tripoli Fire Assist Total Incident:	1	0.15%
M/A 19 - Old Zionsville Fire Assist		
111 - Building fire	2	0.30%
611 - Dispatched & cancelled en route	1	0.15%
Zone: M/A 19 - Old Zionsville Fire Assist Total Incident:	3	0.45%
M/A 20 - Eastern Salisbury Fire Assist		
111 - Building fire	1	0.15%
611 - Dispatched & cancelled en route	1	0.15%
Zone: M/A 20 - Eastern Salisbury Fire Assist Total Incident:	2	0.30%
M/A 25 - Trexlertown Fire Assist		
111 - Building fire	3	0.45%
131 - Passenger vehicle fire	1	0.15%
142 - Brush or brush-and-grass mixture fire	1	0.15%
353 - Removal of victim(s) from stalled elevator	1	0.15%
600 - Good intent call, other	1	0.15%
611 - Dispatched & cancelled en route	8	1.21%
651 - Smoke scare, odor of smoke	1	0.15%
746 - Carbon monoxide detector activation, no CO	1	0.15%
Zone: M/A 25 - Trexlertown Fire Assist Total Incident:	17	2.57%
M/A 27 - Upper Saucon Fire Assist		
111 - Building fire	1	0.15%
Zone: M/A 27 - Upper Saucon Fire Assist Total Incident:	1	0.15%
M/A 28 - Vera Cruz Fire Assist		
111 - Building fire	2	0.30%
132 - Road freight or transport vehicle fire	1	0.15%
322 - Motor vehicle accident with injuries	1	0.15%
Zone: M/A 28 - Vera Cruz Fire Assist Total Incident:	4	0.61%

Report shows count of incidents for Status selected.



emergencyreporting.com

Doc Id: 1390

Page # 8 of 10

INCIDENT TYPE	# INCIDENTS	% of TOTAL
M/A 3 - Cetronia Fire Assist		
111 - Building fire	1	0.15%
611 - Dispatched & cancelled en route	10	1.51%
700 - False alarm or false call, other	1	0.15%
Zone: M/A 3 - Cetronia Fire Assist Total Incident:	12	1.82%
M/A 31 - Western Salisbury Fire Assist		
111 - Building fire	5	0.76%
131 - Passenger vehicle fire	1	0.15%
322 - Motor vehicle accident with injuries	1	0.15%
352 - Extrication of victim(s) from vehicle	1	0.15%
412 - Gas leak (natural gas or LPG)	1	0.15%
611 - Dispatched & cancelled en route	6	0.91%
Zone: M/A 31 - Western Salisbury Fire Assist Total Incident:	15	2.27%
M/A 34 - Fountain Hill Fire Assist		
611 - Dispatched & cancelled en route	2	0.30%
Zone: M/A 34 - Fountain Hill Fire Assist Total Incident:	2	0.30%
M/A 56 - Upper Macungie Fire Assist		
111 - Building fire	1	0.15%
132 - Road freight or transport vehicle fire	2	0.30%
500 - Service Call, other	1	0.15%
600 - Good intent call, other	1	0.15%
611 - Dispatched & cancelled en route	4	0.61%
651 - Smoke scare, odor of smoke	1	0.15%
Zone: M/A 56 - Upper Macungie Fire Assist Total Incident:	10	1.51%
M/A 60 - City of Allentown Fire Assist		
571 - Cover assignment, standby, moveup	11	1.66%
651 - Smoke scare, odor of smoke	1	0.15%
700 - False alarm or false call, other	1	0.15%
746 - Carbon monoxide detector activation, no CO	1	0.15%
Zone: M/A 60 - City of Allentown Fire Assist Total Incident:	14	2.12%
M/A 7 - Emmaus Fire Assist		
111 - Building fire	6	0.91%
611 - Dispatched & cancelled en route	2	0.30%
Zone: M/A 7 - Emmaus Fire Assist Total Incident:	8	1.21%
M/A 8 - Fogelsville Fire Assist		
111 - Building fire	1	0.15%
600 - Good intent call, other	1	0.15%
611 - Dispatched & cancelled en route	1	0.15%
Zone: M/A 8 - Fogelsville Fire Assist Total Incident:	3	0.45%
M/A Berks 21 - Tipton Fire Assist		
111 - Building fire	4	0.61%
142 - Brush or brush-and-grass mixture fire	1	0.15%

Report shows count of incidents for Status selected.



444 - Power line down	1	0.15%
611 - Dispatched & cancelled en route	3	0.45%
Zone: M/A Berks 21 - Topton Fire Assist Total Incident:	9	1.36%
M/A Berks 39 - Seisholtsville Fire Assist		
611 - Dispatched & cancelled en route	2	0.30%
Zone: M/A Berks 39 - Seisholtsville Fire Assist Total Incident:	2	0.30%
M/A Berks 46 - Kutztown Fire Assist		
111 - Building fire	1	0.15%
Zone: M/A Berks 46 - Kutztown Fire Assist Total Incident:	1	0.15%
M/A Berks 58 - Hereford Fire Assist		
111 - Building fire	1	0.15%
Zone: M/A Berks 58 - Hereford Fire Assist Total Incident:	1	0.15%
M/A Berks 97 - Eastern Berks Fire Assist		
142 - Brush or brush-and-grass mixture fire	1	0.15%
611 - Dispatched & cancelled en route	2	0.30%
Zone: M/A Berks 97 - Eastern Berks Fire Assist Total Incident:	3	0.45%
M/A Northampton 23 - West Easton Fire Assist		
100 - Fire, other	1	0.15%
Zone: M/A Northampton 23 - West Easton Fire Assist Total Incident:	1	0.15%
TOTAL INCIDENTS FOR ALL ZONES:	661	100%

Report shows count of incidents for Status selected.



emergencyreporting.com

Doc Id: 1390

Page # 10 of 10

Lower Macungie Fire Department

Wescosville, PA

This report was generated on 1/1/2024 2:37:56 AM



Incident Count per User-Defined Fields for Date Range

Start Date: 01/01/2023 | End Date: 12/31/2023

ANSWERS	# INCIDENTS
USER-DEFINED FIELD: What stations from LMFD responded to this incident? (Required)	
Alburtis Only	130
Alburtis/Brandywine	51
Alburtis/Brandywine/Fire Police	21
Alburtis/Brandywine/Wescosville	4
Alburtis/Brandywine/Wescosville/Fire Police	29
Alburtis/Fire Police	2
Alburtis/Wescosville	3
Brandywine Only	119
Brandywine/Fire Police	5
Brandywine/Wescosville	44
Brandywine/Wescosville/Fire Police	31
Fire Police Only	31
Wescosville Only	180
Wescosville/ Fire Police	11

USER-DEFINED FIELD: If cancelled enroute, what was initial dispatch for?	
Automatic Fire Alarm / CO Alarm	4
Building Fire	24
Medical Assist	9
Other - Document in narrative	15
Vehicle Accident	4
Vehicle Rescue	5

USER-DEFINED FIELD: Was this a RIT response	
No	68
Yes	29

USER-DEFINED FIELD: For first due area, which LMFD station's primary response area was the call located in?	
Alburtis	147
Brandywine	150
Wescosville	233

USER-DEFINED FIELD: Was a fire alarm pamphlet given to the property owner?	
No	70
Yes	136

Only User-Defined values selected in the CUSTOM field of an incident Included. Only REVIEWED incidents included in count.



emergencyreporting.com

Doc Id: 805

Page # 1 of 5

ANSWERS	# INCIDENTS
USER-DEFINED FIELD: Dispatched Call Type (Required)	
AFA - Apartment Complex	7
AFA - CO Alarm	25
AFA - Commercial	79
AFA - Extended Care Facility	10
AFA - Residential	97
AFA - Water Flow Alarm	7
Apartment Building - Appliance / HVAC	1
Apartment Building - CO/Gas/Odor/Smoke Scare	2
Apartment Building - Electrical	1
Assist - Citizen - Lockout	1
Assist - Citizen - Water Evacuation	5
Assist - EMS AED Fill in (Mutual Aid EMS)	7
Assist - EMS Lifting	10
Assist - EMS Medical/Traumatic Event	35
Assist - Other	3
Assist - Police	7
Bomb Scare	1
Crash - Clean Up / Spill (No injuries)	9
Crash - Injuries	13
Crash - Other	1
Crash - Pedestrian	2
Crash - Rescue	19
Dwelling - Appliance / HVAC	9
Dwelling - Chimney / Fireplace	2
Dwelling - CO/Gas/Odor/Smoke Scare	12
Dwelling - Electrical	3
Dwelling - Kitchen	3
Dwelling - Other	7
Fire Police Only / Traffic Control	25
Haz-Mat - Fuel Spill	5
Haz-Mat - Other	1
Mutual Aid - Allentown City	14
Mutual Aid - District Twp	2
Mutual Aid - Eastern Berks (Washington Twp, Bally, Pike Twp)	1
Mutual Aid - Emmaus Borough	8
Mutual Aid - Fountain Hill Borough	2
Mutual Aid - Hereford Twp	3
Mutual Aid - Longswamp Twp	9
Mutual Aid - Lowhill Township	1
Mutual Aid - Lynn Township	1
Mutual Aid - Macungie Borough	23
Mutual Aid - Maxatawny Township	1
Mutual Aid - Salisbury Twp	16
Mutual Aid - South Whitehall Twp	13

Only User-Defined values selected in the CUSTOM field of an incident Included. Only REVIEWED incidents included in count.



ANSWERS	# INCIDENTS
Mutual Aid - Upper Macungie Twp	28
Mutual Aid - Upper Milford Twp	6
Mutual Aid - Upper Saucon Twp	1
Mutual Aid - West Easton Borough	1
Outside - Brush	30
Outside - Controlled Burn	4
Outside - Odor Investigation	13
Outside - Other	3
Outside - Rubbish	3
Outside - Smoke Investigation	5
Outside - Wires	13
Rescue - Animal	5
Rescue - Elevator	3
Rescue - Other	1
Rescue - Water	7
Structure - Appliance/HVAC	3
Structure - CO/Gas/Odor/Smoke	14
Structure - Electrical	1
Structure - Other	2
Vehicle - Other	4
Vehicle - Passenger Car	11

USER-DEFINED FIELD: Outcome Call Type (Required)

AFA - Apartment Complex	8
AFA - CO Alarm	18
AFA - Commercial	72
AFA - Extended Care Facility	10
AFA - Residential	97
AFA - Water Flow Alarm	8
Apartment Building - Appliance / HVAC	1
Apartment Building - CO / Gas / Odor / Smoke Scare	2
Apartment Building - Electrical	1
Assist - Citizen - Lockout	1
Assist - Citizen - Water Evacuation	4
Assist - EMS AED Fill In (Mutual Aid EMS)	5
Assist - EMS Lifting	10
Assist - EMS Medical / Traumatic Event	36
Assist - Other	5
Assist - Police	6
Bomb Scare	1
Crash - Clean Up / Spill (No Injuries)	13
Crash - Fatal	2
Crash - Injuries	16
Crash - Other	4
Crash - Pedestrian	2

Only User-Defined values selected in the CUSTOM field of an incident Included. Only REVIEWED incidents included in count.



emergencyreporting.com

Doc Id: 805

Page # 3 of 5

ANSWERS	# INCIDENTS
Crash - Rescue	13
Dwelling - Appliance / HVAC	12
Dwelling - Chimney / Fireplace	1
Dwelling - CO / Gas / Odor / Smoke Scare	15
Dwelling - Electrical	2
Dwelling - Kitchen	2
Dwelling - Other	3
Fire Police Only / Traffic Control	28
Haz Mat - Fuel Spill	4
Haz Mat - Other	1
Mutual Aid - City of Allentown	14
Mutual Aid - District Twp	2
Mutual Aid - Eastern Berks (Washington Twp, Bally Borough, Pike Twp)	1
Mutual Aid - Emmaus Borough	8
Mutual Aid - Fountain Hill Borough	2
Mutual Aid - Hereford Twp	3
Mutual Aid - Longswamp Twp	9
Mutual Aid - Lowhill Township	1
Mutual Aid - Lynn Twp	1
Mutual Aid - Macungie Borough	23
Mutual Aid - Maxatawny Twp	1
Mutual Aid - Salisbury Twp	16
Mutual Aid - South Whitehall Twp	12
Mutual Aid - Upper Macungie Twp	28
Mutual Aid - Upper Milford Twp	6
Mutual Aid - Upper Saucon Twp	1
Mutual Aid - West Easton Borough	1
Outside - Brush	26
Outside - Controlled Burn	7
Outside - Odor Investigation	7
Outside - Other	4
Outside - Rubbish	5
Outside - Smoke Investigation	2
Outside - Wires	12
Rescue - Animal	4
Rescue - Other	1
Rescue - Water	6
Structure - Appliance / HVAC	3
Structure - CO / Gas / Odor / Smoke Scare	12
Structure - Electrical	2
Structure - Other	2
Unfounded	27
Vehicle - Other	5
Vehicle - Passenger Vehicle	4

Only User-Defined values selected in the CUSTOM field of an incident Included. Only REVIEWED incidents included in count.



ANSWERS	# INCIDENTS
USER-DEFINED FIELD: If AFA, reason for alarm?	
Construction	13
Faulty Detector	49
Food Related	51
Low Battery	5
Other (explain in narrative)	37
Pull Station Misuse	7
Steam	3
System Malfunction	27
User Error	21

USER-DEFINED FIELD: Was a QRS report generated for this incident	
No	61
Yes	5

Only User-Defined values selected in the CUSTOM field of an incident Included. Only REVIEWED incidents included in count.



Lower Macungie Fire Department

Wescosville, PA

This report was generated on 1/1/2024 2:33:20 AM



Total Manhours per Activity Code for Date Range

StartDate: 01/01/2023 | EndDate: 12/31/2023

ACTIVITY CODE	# DAYBOOK ITEMS	# PEOPLE	HOURS	MANHOURS	% TOTAL TIME
Administrative - Administrative Duties	134	171	167.94	206.94	2.21%
Alarm - Alarm Response	1967	5878	830.41	2417.99	25.81%
Apparatus - Apparatus PM Check / Equipment Check	20	24	25.80	33.38	0.36%
Apparatus - Maintenance and repairs	69	123	115.62	238.64	2.55%
Complaint - Response to Complaint	1	1	0.33	0.33	0.00%
Driver Training - Driver Operating Training / Certification / Recertification	3	5	2.08	3.58	0.04%
Event - Event Completed	1	1	0.75	0.75	0.01%
Finance - Billing and Finance	96	105	116.11	128.61	1.37%
Fire Marshal Duties - Fire Marshal Miscellaneous Duties	17	27	18.04	29.38	0.31%
FireInvest - Fire Investigation	14	16	24.84	26.67	0.28%
FirePrevention - Fire Prevention Detail	5	8	7.04	14.04	0.15%
FP Detail - Fire Police Activity	1	1	0.00	0.00	0.00%
Fuel - Fueled Apparatus	18	26	12.88	19.54	0.21%
Funeral - Funeral Detail	6	37	11.75	79.25	0.85%
Gear Wash - Washing Gear	2	3	1.50	2.25	0.02%
General Station Clean up - General Station Clean up	11	27	14.74	31.98	0.34%
Grocery - Station Kitchen Supplies	3	3	2.40	2.40	0.03%
Hose Cleaning - Hose Cleaning	1	1	0.75	0.75	0.01%
Lawn - Lawns mowed and trimmed	29	30	49.13	49.88	0.53%
Maintenance - Station Maintenance and/or repair	20	30	29.91	51.16	0.55%
Meet and Confer - Participating in Meet and Confer Activities	25	67	25.67	65.26	0.70%

Displays Manhours For each Activity Code, Summed up for all the Personnel for Each Date in the Specified Date Range. Includes only Active Activity Codes.



ACTIVITY CODE	# DAYBOOK ITEMS	# PEOPLE	HOURS	MANHOURS	% TOTAL TIME
Meeting - Meeting (Committees, Officers, Departments)	22	137	27.42	181.67	1.94%
Phys - Physical Fitness	1	6	0.50	3.00	0.03%
PR Display - Public Relations Detail	41	167	81.43	515.48	5.50%
SCBA - SCBA Checks	3	3	0.42	0.42	0.00%
Spec Assign - Special Assignment, Non Emergency	5	10	4.83	13.07	0.14%
Still Alarm - Response to resident concern not dispatched by 911 Call Center	3	9	1.25	5.25	0.06%
Tour - Station Tour	1	4	1.25	5.00	0.05%
Training - Company Training	80	1702	257.25	4575.91	48.84%
Training Other - Training Other (not departmental)	48	135	214.11	587.80	6.27%
Training RIT - Rapid Intervention Team Training	1	12	2.50	30.00	0.32%
Washing Apparatus - Washing Interior / Exterior of apparatus	19	30	28.54	48.30	0.52%
TOTAL	2667	8799	2077.19	9368.68	

Displays Manhours For each Activity Code, Summed up for all the Personnel for Each Date in the Specified Date Range. Includes only Active Activity Codes.



Lower Macungie Fire Department

Wescosville, PA

This report was generated on 1/1/2024 1:50:46 AM



Code Hours Summary per Training Code For Date Range

Training Code(s): All Training Codes | Start Date: 01/01/2023 | End Date: 12/31/2023

Total Training Hours By Code		
Total Hours for Training Code: Business Meeting	817:30	
Total Hours for Training Code: Communications	0:00	
Total Hours for Training Code: Driver / Operator Review	242:30	
Total Hours for Training Code: Engine Company - Fire Suppression	309:00	
Total Hours for Training Code: Engine Company - Water Supply Tactics	284:00	
Total Hours for Training Code: Facility Tour	41:00	
Total Hours for Training Code: Firefighter Survival	90:00	
Total Hours for Training Code: Hazardous Materials	37:00	
Total Hours for Training Code: Medical	334:30	
Total Hours for Training Code: Operations Level Refresher	132:00	
Total Hours for Training Code: Rescue Company - Technical Rescue	554:30	
Total Hours for Training Code: Rescue Company - Vehicle Rescue	213:00	
Total Hours for Training Code: SCBA Confidence	15:00	
Total Hours for Training Code: Truck Company - Aerial Device Review	75:00	
Total Hours for Training Code: Truck Company - Forcible Entry	20:40	
Total Hours for Training Code: Truck Company - Ground Ladders	20:40	
Total Hours for Training Code: Truck Company - Search and Rescue	207:10	
Total Hours for Training Code: Weekly Training	762:30	
Totals for all selected Training Codes 1/1/2023 - 12/31/2023	59 personnel	4156:00

Displays the total training hours per for each of the selected Training Codes. NOTE that this report only applies to accounts that are set to Track Hours by Training Code. Archived Training Codes are not included in this report. This report also includes hours for non-agency Personnel. This report pulls training hours from the Training Code Hours field on the Info Page.



Lower Macungie Fire Department

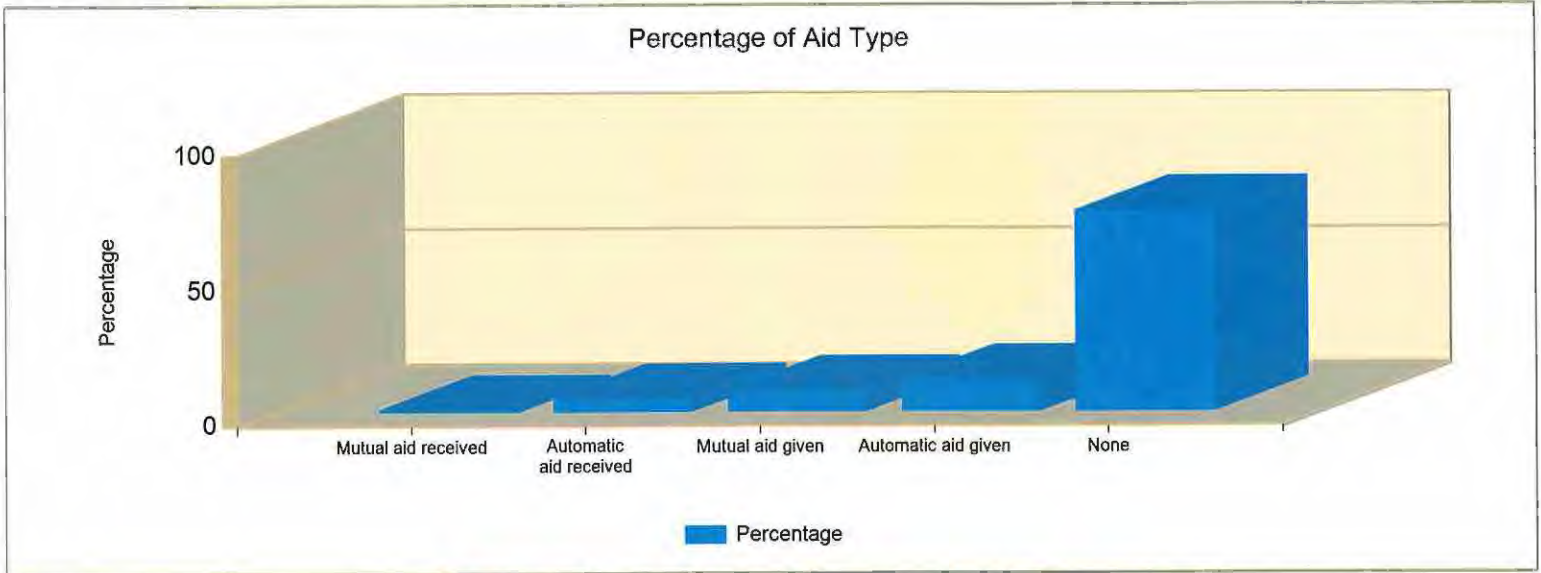
Wescosville, PA

This report was generated on 1/1/2024 1:51:40 AM



Count of Aid Given and Received for Incidents for Date Range

Start Date: 01/01/2023 | End Date: 12/31/2023



AID TYPE	TOTAL	% of TOTAL
Mutual aid received	6	0.9%
Automatic aid received	33	5.0%
Mutual aid given	52	7.9%
Automatic aid given	79	12.0%
None	491	74.3%

Only REVIEWED incidents included



Lower Macungie Fire Department

Wescosville, PA

This report was generated on 1/1/2024 10:07:23 AM



Mutual or Automatic Aid Received by FDID for Incident Type for Date Range

Incident Type(s): All Incident Types | Start Date: 01/01/2023 | End Date: 12/31/2023

INCIDENT	INCIDENT DATE	LOCATION	AID TYPE	INCIDENT TYPE
FDID: 06011 - Total Calls: 4				
2023-156	04/13/2023	686 FRANKLIN ST	Mutual aid received	142 - Brush or brush-and-grass mixture fire
2023-329	07/19/2023	128 S MAIN ST	Mutual aid received	351 - Extrication of victim(s) from building/structure
2023-633	12/17/2023	3866 CHESTNUT RD	Automatic aid received	440 - Electrical wiring/equipment problem, other
2023-512	10/17/2023	8258 HENSINGERSVILLE RD	Automatic aid received	600 - Good intent call, other
FDID: 39003 - Total Calls: 3				
2023-134	04/04/2023	544 W I78	Automatic aid received	322 - Motor vehicle accident with injuries
2023-217	05/17/2023	4151 EAST TEXAS RD	Mutual aid received	322 - Motor vehicle accident with injuries
2023-26	01/17/2023	HAMILTON BLVD	Automatic aid received	322 - Motor vehicle accident with injuries
FDID: 39007 - Total Calls: 4				
2023-93	03/04/2023	4899 LIBERTY LN	Automatic aid received	111 - Building fire
2023-546	11/07/2023	2660 S CEDAR CREST BLVD	Automatic aid received	352 - Extrication of victim(s) from vehicle
2023-73	02/14/2023	5801 LOWER MACUNGIE RD	Automatic aid received	600 - Good intent call, other
2023-47	02/03/2023	S CEDAR CREST BLVD	Automatic aid received	622 - No incident found on arrival at dispatch address
FDID: 39011 - Total Calls: 5				
2023-102	03/08/2023	1312 BROOKSIDE RD	Automatic aid received	111 - Building fire
2023-218	05/17/2023	2056 MINESITE RD	Mutual aid received	111 - Building fire
2023-93	03/04/2023	4899 LIBERTY LN	Automatic aid received	111 - Building fire
2023-156	04/13/2023	686 FRANKLIN ST	Mutual aid received	142 - Brush or brush-and-grass mixture fire
2023-26	01/17/2023	HAMILTON BLVD	Automatic aid received	322 - Motor vehicle accident with injuries

Only Completed or Reviewed incidents included. Report pulls information from "Neighboring Agencies" in Administration module.



FDID: 39019 - Total Calls: 2

2023-130	04/01/2023	4710 SHEEP ROCK RD	Mutual aid received	141 - Forest, woods or wildland fire
2023-156	04/13/2023	686 FRANKLIN ST	Mutual aid received	142 - Brush or brush-and-grass mixture fire

FDID: 39025 - Total Calls: 26

2023-124	03/27/2023	8801 CONGDON HILL DR	Mutual aid received	111 - Building fire
2023-204	05/09/2023	1702 PINEWIND DR	Automatic aid received	111 - Building fire
2023-218	05/17/2023	2056 MINESITE RD	Mutual aid received	111 - Building fire
2023-396	08/27/2023	1098 DRIVER PL	Automatic aid received	111 - Building fire
2023-500	10/11/2023	998 S KROCKS RD	Automatic aid received	111 - Building fire
2023-598	11/30/2023	1400 TREXLERTOWN RD	Automatic aid received	111 - Building fire
2023-128	03/31/2023	7533 INDUSTRIAL PARK WAY	Automatic aid received	118 - Trash or rubbish fire, contained
2023-528	11/01/2023	6900 HAMILTON BLVD	Automatic aid received	412 - Gas leak (natural gas or LPG)
2023-188	04/30/2023	2390 DUBONNET DR	Automatic aid received	440 - Electrical wiring/equipment problem, other
2023-286	06/26/2023	6873 RADCLIFFE CT	Automatic aid received	440 - Electrical wiring/equipment problem, other
2023-297	07/04/2023	1580 CHERRY LN	Automatic aid received	444 - Power line down
2023-354	08/06/2023	1294 WALNUT LN	Automatic aid received	520 - Water problem, other
2023-538	11/03/2023	FRONT ST	Automatic aid received	551 - Assist police or other governmental agency
2023-419	09/07/2023	7461 WOODBINE RD	Automatic aid received	561 - Unauthorized burning
2023-349	08/04/2023	1174 DRIVER PL	Automatic aid received	600 - Good intent call, other
2023-484	10/07/2023	6900 HAMILTON BLVD	Automatic aid received	600 - Good intent call, other
2023-631	12/16/2023	2810 SPRINGHAVEN PL	Automatic aid received	600 - Good intent call, other
2023-47	02/03/2023	S CEDAR CREST BLVD	Automatic aid received	622 - No incident found on arrival at dispatch address
2023-117	03/22/2023	6900 HAMILTON BLVD	Automatic aid received	651 - Smoke scare, odor of smoke
2023-136	04/05/2023	6900 HAMILTON BLVD	Automatic aid received	651 - Smoke scare, odor of smoke
2023-274	06/15/2023	750 N KROCKS RD	Automatic aid received	651 - Smoke scare, odor of smoke
2023-370	08/13/2023	6619 LETTERKENNY LN	Automatic aid received	651 - Smoke scare, odor of smoke

Only Completed or Reviewed incidents included. Report pulls information from "Neighboring Agencies" in Administration module.



2023-120	03/25/2023	1694 BROOKSTONE DR	Automatic aid received	652 - Steam, vapor, fog or dust thought to be smoke
2023-199	05/06/2023	1042 MILL CREEK RD	Automatic aid received	652 - Steam, vapor, fog or dust thought to be smoke
2023-141	04/06/2023	5151 HAMILTON BLVD	Automatic aid received	700 - False alarm or false call, other
2023-429	09/14/2023	2060 ALEXANDER DR	Automatic aid received	733 - Smoke detector activation due to malfunction
FDID: 39031 - Total Calls: 3				
2023-218	05/17/2023	2056 MINESITE RD	Mutual aid received	111 - Building fire
2023-176	04/20/2023	4325 HAMILTON BLVD	Automatic aid received	118 - Trash or rubbish fire, contained
2023-156	04/13/2023	686 FRANKLIN ST	Mutual aid received	142 - Brush or brush-and-grass mixture fire
FDID: 39056 - Total Calls: 1				
2023-124	03/27/2023	8801 CONGDON HILL DR	Mutual aid received	111 - Building fire

Only Completed or Reviewed incidents included. Report pulls information from "Neighboring Agencies" in Administration module.



Lower Macungie Fire Department

Wescosville, PA

This report was generated on 1/1/2024 12:05:59 PM



Personnel Summary of Percentage per Incident and Training and Events for Date Range for Personnel for Shift

Personnel: All Personnel | Shifts: All Shifts | Start Date: 01/01/2023 | End Date: 12/31/2023

Personnel	Division	Incidents Attended	% of Incidents	Training Attended	% of Training	Events Attended	% of Events
Administrator		0	0.0	0	0.0	0	0.0
Arndt, Gary L.	Operations	112	16.9	40	87.0	0	0.0
Balkit, Nikos H	Operations	2	0.3	1	2.2	0	0.0
Boger, Anthony J	Operations	1	0.2	0	0.0	0	0.0
Carl, Stacey J	Operations	14	2.1	15	32.6	0	0.0
Clause, Kenneth	Operations	24	3.6	28	60.9	1	8.3
D'Andrea, Jack	Operations	17	2.6	1	2.2	0	0.0
Dahms, Matthew P	Operations	188	28.4	37	80.4	0	0.0
Dalton, Samuel	Operations	1	0.2	9	19.6	0	0.0
Deeb, Ramon	Operations	89	13.5	36	78.3	0	0.0
Del Re, Michael J	Operations	122	18.5	41	89.1	0	0.0
Doherty, James C	Operations	167	25.3	41	89.1	0	0.0
Dunn, Bryce	Operations	5	0.8	1	2.2	0	0.0
Fenstermacher, James M	Operations	312	47.2	36	78.3	0	0.0
Fulep, Alan D	Operations	63	9.5	28	60.9	0	0.0
Furbur, James M	Operations	157	23.8	43	93.5	0	0.0
Gagliardo, John	Operations	16	2.4	4	8.7	0	0.0
Garavaglia, Ken P	Operations	184	27.8	39	84.8	0	0.0
George, Robert A	Operations	176	26.6	38	82.6	0	0.0
Goldman, Alex	Operations	127	19.2	41	89.1	1	8.3
Gopen, Elias D	Operations	158	23.9	42	91.3	0	0.0
Gopen, Eric A	Operations	164	24.8	38	82.6	0	0.0
Haight, David E	Operations	127	19.2	39	84.8	2	16.7
Heffner, Gavin	Operations	4	0.6	16	34.8	0	0.0
Henry, William	Operations	45	6.8	8	17.4	0	0.0
Honer Sr, James G	Operations	85	12.9	31	67.4	0	0.0
Houck, Joshua S.	Operations	75	11.3	35	76.1	0	0.0
Johnson, Thomas D	Operations	113	17.1	20	43.5	1	8.3
Kannan, Dev	Fire Prevention	0	0.0	0	0.0	0	0.0
Kayes, Jonathan R	Operations	162	24.5	34	73.9	0	0.0
Kemmerer, Erica	Administration	0	0.0	0	0.0	0	0.0
Kister, Andrew S	Operations	34	5.1	19	41.3	1	8.3
Krupa, Matthew	Operations	60	9.1	20	43.5	1	8.3
Lichtenwalner, Larry	Operations	156	23.6	40	87.0	0	0.0
Lichtenwalner, Scott	Operations	130	19.7	43	93.5	0	0.0
Miller, Andrew	Operations	177	26.8	40	87.0	6	50.0
Miller, Steven	Operations	189	28.6	37	80.4	0	0.0
Moronta, Gabe A	Operations	65	9.8	17	37.0	0	0.0

Displays the number of Reviewed Incidents (for the selected shift(s)), Locked Training sessions, and Locked Events attended by Personnel, and the percentage of the total number of each. Training 3 classes are included, and the total indicates the number of Class Categories, not Class Instances, over the Date Range.



emergencyreporting.com

Doc Id: 1628

Page # 1 of 2

Personnel	Division	Incidents Attended	% of Incidents	Training Attended	% of Training	Events Attended	% of Events
Nigro, Scott A	Operations	92	13.9	34	73.9	4	33.3
Nosal, David J	Operations	441	66.7	43	93.5	0	0.0
Palansky, Zachary	Operations	52	7.9	13	28.3	0	0.0
Perna, Christopher	Operations	79	12.0	37	80.4	0	0.0
Perna, Nan G.	Operations	109	16.5	38	82.6	0	0.0
Prat, Joseph R	Operations	51	7.7	34	73.9	0	0.0
Ridenour, Robert m	Operations	0	0.0	0	0.0	0	0.0
Scales, Michelle	Operations	1	0.2	16	34.8	0	0.0
Schultz, Xavier	Operations	1	0.2	4	8.7	0	0.0
Simmons, Glenn L	Operations	190	28.7	39	84.8	1	8.3
Smigielski, Damon M	Operations	5	0.8	2	4.3	0	0.0
Smith Jr., Donald L	Operations	100	15.1	27	58.7	0	0.0
Smith, Jayden	Operations	126	19.1	35	76.1	1	8.3
Smith, Samantha	Operations	7	1.1	12	26.1	0	0.0
Thompson, Joseph M	Operations	8	1.2	26	56.5	4	33.3
Tranguch, Vince	Fire Prevention	0	0.0	0	0.0	0	0.0
Trexler, Matthew J	Operations	158	23.9	41	89.1	0	0.0
Trexler, Randy L.	Operations	117	17.7	34	73.9	0	0.0
Trexler, Ryan A.	Operations	268	40.5	45	97.8	0	0.0
Van ormer, Sean C	Operations	0	0.0	0	0.0	0	0.0
Van Wert, James W	Operations	341	51.6	42	91.3	2	16.7
Villegas, Juan F	Operations	41	6.2	29	63.0	4	33.3
Wassa, Nicholas A	Operations	96	14.5	42	91.3	0	0.0
Wetherhold, Doug G	Operations	83	12.6	40	87.0	0	0.0
Whitlock, Cerise	Operations	0	0.0	1	2.2	0	0.0
Whitlock, Cerise L	Operations	0	0.0	0	0.0	0	0.0
Ziello, Christopher M	Operations	0	0.0	0	0.0	0	0.0

Displays the number of Reviewed Incidents (for the selected shift(s)), Locked Training sessions, and Locked Events attended by Personnel, and the percentage of the total number of each. Training 3 classes are included, and the total indicates the number of Class Categories, not Class Instances, over the Date Range.



Lower Macungie Fire Department

Wescosville, PA

This report was generated on 1/1/2024 1:49:11 AM



Average Number of Responding Personnel per Incident Type for Date Range

StartDate: 01/01/2023 | EndDate: 12/31/2023

INCIDENT TYPE	AVG. # PERSONNEL
100 - Fire, other	9
111 - Building fire	14
113 - Cooking fire, confined to container	18
118 - Trash or rubbish fire, contained	17
131 - Passenger vehicle fire	10
132 - Road freight or transport vehicle fire	11
138 - Off-road vehicle or heavy equipment fire	13
140 - Natural vegetation fire, other	5
141 - Forest, woods or wildland fire	5
142 - Brush or brush-and-grass mixture fire	7
150 - Outside rubbish fire, other	10
160 - Special outside fire, other	8
311 - Medical assist, assist EMS crew	5
320 - Emergency medical service, other	6
321 - EMS call, excluding vehicle accident with injury	5
322 - Motor vehicle accident with injuries	11
323 - Motor vehicle/pedestrian accident (MV Ped)	9
324 - Motor vehicle accident with no injuries.	12
350 - Extrication, rescue, other	10
351 - Extrication of victim(s) from building/structure	26
352 - Extrication of victim(s) from vehicle	14
353 - Removal of victim(s) from stalled elevator	7
363 - Swift water rescue	12
400 - Hazardous condition, other	11
410 - Combustible/flammable gas/liquid condition, other	12
412 - Gas leak (natural gas or LPG)	8
413 - Oil or other combustible liquid spill	5
423 - Refrigeration leak	10
424 - Carbon monoxide incident	8
440 - Electrical wiring/equipment problem, other	13
444 - Power line down	8
463 - Vehicle accident, general cleanup	5
500 - Service Call, other	8
520 - Water problem, other	9
542 - Animal rescue	8
551 - Assist police or other governmental agency	4
552 - Police matter	8
561 - Unauthorized burning	11

Reviewed Incidents only.



INCIDENT TYPE	AVG. # PERSONNEL
571 - Cover assignment, standby, moveup	5
600 - Good intent call, other	12
611 - Dispatched & cancelled en route	6
622 - No incident found on arrival at dispatch address	10
631 - Authorized controlled burning	9
651 - Smoke scare, odor of smoke	13
652 - Steam, vapor, fog or dust thought to be smoke	17
700 - False alarm or false call, other	7
730 - System malfunction, other	12
733 - Smoke detector activation due to malfunction	11
735 - Alarm system sounded due to malfunction	8
740 - Unintentional transmission of alarm, other	9
743 - Smoke detector activation, no fire - unintentional	7
745 - Alarm system activation, no fire - unintentional	7
746 - Carbon monoxide detector activation, no CO	6

Reviewed Incidents only.



Lower Macungie Fire Department

Wescosville, PA

This report was generated on 1/1/2024 2:31:20 AM



Incident Count for All Call Statuses per ALL Actions Taken for Date Range

Start Date: 01/01/2023 | End Date: 12/31/2023

ACTION TAKEN	# INCIDENTS	PERCENTAGE
00 - Action taken, other	1	0.15%
10 - Fire control or extinguishment, other	19	2.87%
11 - Extinguishment by fire service personnel	27	4.08%
12 - Salvage & overhaul	10	1.51%
14 - Contain fire (wildland)	1	0.15%
16 - Control fire (wildland)	1	0.15%
21 - Search	3	0.45%
22 - Rescue, remove from harm	11	1.66%
23 - Extricate, disentangle	11	1.66%
24 - Recover body	1	0.15%
30 - Emergency medical services, other	29	4.39%
31 - Provide first aid & check for injuries	2	0.3%
32 - Provide basic life support (BLS)	6	0.91%
40 - Hazardous condition, other	3	0.45%
42 - HazMat detection, monitoring, sampling, & analysis	4	0.61%
43 - Hazardous materials spill control and confinement	14	2.12%
44 - Hazardous materials leak control & containment	2	0.3%
51 - Ventilate	12	1.82%
52 - Forcible entry	4	0.61%
60 - Systems and services, other	2	0.3%
64 - Shut down system	15	2.27%
66 - Remove water	1	0.15%
70 - Assistance, other	12	1.82%
72 - Assist animal	1	0.15%
73 - Provide manpower	37	5.6%
74 - Provide apparatus	20	3.03%
75 - Provide equipment	22	3.33%
76 - Provide water	2	0.3%
78 - Control traffic	46	6.96%
80 - Information, investigation & enforcement, other	1	0.15%
86 - Investigate	370	55.98%
87 - Investigate fire out on arrival	2	0.3%
91 - Fill-in or moveup	1	0.15%
92 - Standby	20	3.03%
93 - Cancelled en route	61	9.23%
TOTAL:	774	

This report includes all Incomplete, Complete and Reviewed incidents, NOT just Reviewed Incidents.



emergencyreporting.com

Doc Id: 1083

Page # 1 of 1

Lower Macungie Fire Department

Wescosville, PA

This report was generated on 1/1/2024 2:32:29 AM



Incident Count for Zone for Date Range

Zone: All Zones | Start Date: 01/01/2023 | End Date: 12/31/2023

ZONE	NUMBER OF CALLS
01-70 - Box 0170	40
30-01 - Box 3001	62
30-02 - Box 3002	52
30-03 - Box 3003	17
30-04 - Box 3004	29
30-05 - Box 3005	33
30-06 - Box 3006	15
30-07 - Box 3007	60
30-08 - Box 3008	7
30-09 - Box 3009	19
30-11 - Box 30-11	5
30-12 - Box 3012	1
30-21 - Box 3021	55
30-22 - Box 3022	6
30-23 - Box 3023	5
30-24 - Box 3024	1
30-25 - Box 3025	3
30-31 - Box 3031	8
30-32 - Box 3032	12
30-33 - Box 3033	14
30-41 - Box 3041	12
30-42 - Box 3042	10
30-43 - Box 3043	23
30-92 - Box 3092	6
30-93 - Box 3093	31
78-15 - Box 7815	3
M/A 15 - Macungie Fire Assist	23
M/A 17 - New Tripoli Fire Assist	1
M/A 19 - Old Zionsville Fire Assist	3
M/A 20 - Eastern Salisbury Fire Assist	2
M/A 25 - Trexlertown Fire Assist	17
M/A 27 - Upper Saucon Fire Assist	1
M/A 28 - Vera Cruz Fire Assist	4
M/A 3 - Cetronia Fire Assist	12
M/A 31 - Western Salisbury Fire Assist	15
M/A 34 - Fountain Hill Fire Assist	2
M/A 56 - Upper Macungie Fire Assist	10
M/A 60 - City of Allentown Fire Assist	14
M/A 7 - Emmaus Fire Assist	8

Zone information is defined on the Basic Info 3 screen of an incident. This report counts each exposure. Only REVIEWED incidents included.



ZONE	NUMBER OF CALLS
M/A 8 - Fogelsville Fire Assist	3
M/A Berks 21 - Topton Fire Assist	9
M/A Berks 39 - Seisholtsville Fire Assist	2
M/A Berks 46 - Kutztown Fire Assist	1
M/A Berks 58 - Hereford Fire Assist	1
M/A Berks 97 - Eastern Berks Fire Assist	3
M/A Northampton 23 - West Easton Fire Assist	1
TOTAL:	661

Zone information is defined on the Basic Info 3 screen of an incident. This report counts each exposure. Only REVIEWED incidents included.



Lower Macungie Fire Department

Wescosville, PA

This report was generated on 1/1/2024 2:46:11 AM



Incident Type per Municipality for Date Range

Start Date: 01/01/2023 | End Date: 12/31/2023

INCIDENT TYPE	# INCIDENTS
Municipality: ALBURTIS	
118 - Trash or rubbish fire, contained	1
142 - Brush or brush-and-grass mixture fire	1
150 - Outside rubbish fire, other	1
311 - Medical assist, assist EMS crew	4
321 - EMS call, excluding vehicle accident with injury	3
324 - Motor vehicle accident with no injuries.	1
350 - Extrication, rescue, other	1
351 - Extrication of victim(s) from building/structure	1
410 - Combustible/flammable gas/liquid condition, other	1
413 - Oil or other combustible liquid spill	1
444 - Power line down	1
463 - Vehicle accident, general cleanup	1
500 - Service Call, other	1
520 - Water problem, other	1
551 - Assist police or other governmental agency	4
561 - Unauthorized burning	1
600 - Good intent call, other	1
611 - Dispatched & cancelled en route	1
631 - Authorized controlled burning	1
700 - False alarm or false call, other	11
733 - Smoke detector activation due to malfunction	1
743 - Smoke detector activation, no fire - unintentional	1
746 - Carbon monoxide detector activation, no CO	3

Incidents for Alburtis: 43

Municipality: ALLENTOWN

111 - Building fire	4
132 - Road freight or transport vehicle fire	2
311 - Medical assist, assist EMS crew	2
322 - Motor vehicle accident with injuries	2
324 - Motor vehicle accident with no injuries.	1
352 - Extrication of victim(s) from vehicle	2
463 - Vehicle accident, general cleanup	1
500 - Service Call, other	5
571 - Cover assignment, standby, moveup	3
600 - Good intent call, other	1
611 - Dispatched & cancelled en route	7

MUNICIPALITY data comes from the Basic Info 3 screen of an incident. Only REVIEWED incidents included.



emergencyreporting.com

Doc Id: 849

Page # 1 of 5

INCIDENT TYPE	# INCIDENTS
622 - No incident found on arrival at dispatch address	1
651 - Smoke scare, odor of smoke	2
652 - Steam, vapor, fog or dust thought to be smoke	1
700 - False alarm or false call, other	10
746 - Carbon monoxide detector activation, no CO	1

Incidents for ALLENTOWN: 45

Municipality: BETHLEHEM

571 - Cover assignment, standby, moveup	1
611 - Dispatched & cancelled en route	1

Incidents for Bethlehem: 2

Municipality: BREINIGSVILLE

111 - Building fire	1
611 - Dispatched & cancelled en route	2

Incidents for BREINIGSVILLE: 3

Municipality: COOPERSBURG

111 - Building fire	1
---------------------	---

Incidents for COOPERSBURG: 1

Municipality: DISTRICT (TOWNSHIP OF)

142 - Brush or brush-and-grass mixture fire	1
611 - Dispatched & cancelled en route	2

Incidents for District (Township of): 3

Municipality: EMMAUS

611 - Dispatched & cancelled en route	1
700 - False alarm or false call, other	1

Incidents for EMMAUS: 2

Municipality: EMMAUS (EMAUS)

111 - Building fire	6
611 - Dispatched & cancelled en route	1

Incidents for Emmaus (Emaus): 7

Municipality: FOUNTAIN HILL

611 - Dispatched & cancelled en route	1
---------------------------------------	---

Incidents for Fountain Hill: 1

Municipality: HEREFORD (TOWNSHIP OF)

111 - Building fire	1
611 - Dispatched & cancelled en route	2

Incidents for Hereford (Township of): 3

MUNICIPALITY data comes from the Basic Info 3 screen of an incident. Only REVIEWED incidents included.



emergencyreporting.com

Doc Id: 849

Page # 2 of 5

INCIDENT TYPE	# INCIDENTS
Municipality: LONGSWAMP (TOWNSHIP OF)	
111 - Building fire	4
142 - Brush or brush-and-grass mixture fire	1
444 - Power line down	1
611 - Dispatched & cancelled en route	3

Incidents for Longswamp (Township of): 9

Municipality: LOWER MACUNGIE (TOWNSHIP OF)	
100 - Fire, other	1
111 - Building fire	7
113 - Cooking fire, confined to container	2
118 - Trash or rubbish fire, contained	2
131 - Passenger vehicle fire	2
138 - Off-road vehicle or heavy equipment fire	1
140 - Natural vegetation fire, other	6
141 - Forest, woods or wildland fire	1
142 - Brush or brush-and-grass mixture fire	5
160 - Special outside fire, other	1
311 - Medical assist, assist EMS crew	18
320 - Emergency medical service, other	2
321 - EMS call, excluding vehicle accident with injury	2
322 - Motor vehicle accident with injuries	17
323 - Motor vehicle/pedestrian accident (MV Ped)	1
324 - Motor vehicle accident with no injuries.	7
352 - Extrication of victim(s) from vehicle	10
353 - Removal of victim(s) from stalled elevator	1
363 - Swift water rescue	6
400 - Hazardous condition, other	1
410 - Combustible/flammable gas/liquid condition, other	4
412 - Gas leak (natural gas or LPG)	11
413 - Oil or other combustible liquid spill	1
423 - Refrigeration leak	1
424 - Carbon monoxide incident	6
440 - Electrical wiring/equipment problem, other	10
444 - Power line down	8
463 - Vehicle accident, general cleanup	1
500 - Service Call, other	41
520 - Water problem, other	4
542 - Animal rescue	4
551 - Assist police or other governmental agency	17
552 - Police matter	1
561 - Unauthorized burning	5
571 - Cover assignment, standby, moveup	7
600 - Good intent call, other	18
611 - Dispatched & cancelled en route	8

MUNICIPALITY data comes from the Basic Info 3 screen of an incident. Only REVIEWED incidents included.



INCIDENT TYPE	# INCIDENTS
622 - No incident found on arrival at dispatch address	6
651 - Smoke scare, odor of smoke	9
652 - Steam, vapor, fog or dust thought to be smoke	2
700 - False alarm or false call, other	154
730 - System malfunction, other	1
733 - Smoke detector activation due to malfunction	2
735 - Alarm system sounded due to malfunction	1
740 - Unintentional transmission of alarm, other	2
743 - Smoke detector activation, no fire - unintentional	8
745 - Alarm system activation, no fire - unintentional	1
746 - Carbon monoxide detector activation, no CO	15

Incidents for Lower Macungie (Township of): 441

Municipality: LYNN (TOWNSHIP OF)	
111 - Building fire	1

Incidents for Lynn (Township of): 1

Municipality: MACUNGIE	
100 - Fire, other	2
111 - Building fire	3
113 - Cooking fire, confined to container	1
131 - Passenger vehicle fire	1
140 - Natural vegetation fire, other	1
311 - Medical assist, assist EMS crew	4
322 - Motor vehicle accident with injuries	1
323 - Motor vehicle/pedestrian accident (MV Ped)	1
324 - Motor vehicle accident with no injuries.	1
412 - Gas leak (natural gas or LPG)	1
424 - Carbon monoxide incident	1
500 - Service Call, other	2
551 - Assist police or other governmental agency	4
600 - Good intent call, other	1
611 - Dispatched & cancelled en route	11
622 - No incident found on arrival at dispatch address	2
700 - False alarm or false call, other	7
746 - Carbon monoxide detector activation, no CO	2

Incidents for MACUNGIE: 46

Municipality: MAXATAWNY (TOWNSHIP OF)	
111 - Building fire	1

Incidents for Maxatawny (Township of): 1

Municipality: OREFIELD	
111 - Building fire	1

Incidents for OREFIELD: 1

MUNICIPALITY data comes from the Basic Info 3 screen of an incident. Only REVIEWED incidents included.



INCIDENT TYPE	# INCIDENTS
Municipality: SALISBURY (TOWNSHIP OF)	
111 - Building fire	4
322 - Motor vehicle accident with injuries	1
352 - Extrication of victim(s) from vehicle	1
412 - Gas leak (natural gas or LPG)	1
611 - Dispatched & cancelled en route	3

Incidents for Salisbury (Township of): 10

Municipality: SOUTH WHITEHALL (TOWNSHIP OF)	
111 - Building fire	1
131 - Passenger vehicle fire	1
611 - Dispatched & cancelled en route	10
700 - False alarm or false call, other	1

Incidents for South Whitehall (Township of): 13

Municipality: TREXLERTOWN	
600 - Good intent call, other	1
611 - Dispatched & cancelled en route	1

Incidents for TREXLERTOWN: 2

Municipality: UPPER MACUNGIE (TOWNSHIP OF)	
111 - Building fire	2
131 - Passenger vehicle fire	1
132 - Road freight or transport vehicle fire	2
142 - Brush or brush-and-grass mixture fire	1
353 - Removal of victim(s) from stalled elevator	1
500 - Service Call, other	1
600 - Good intent call, other	3
611 - Dispatched & cancelled en route	6
651 - Smoke scare, odor of smoke	2
746 - Carbon monoxide detector activation, no CO	1

Incidents for Upper Macungie (Township of): 20

Municipality: UPPER MILFORD (TOWNSHIP OF)	
111 - Building fire	3
132 - Road freight or transport vehicle fire	1
322 - Motor vehicle accident with injuries	1
611 - Dispatched & cancelled en route	1

Incidents for Upper Milford (Township of): 6

Municipality: WEST EASTON	
100 - Fire, other	1

Incidents for West Easton: 1

MUNICIPALITY data comes from the Basic Info 3 screen of an incident. Only REVIEWED incidents included.



emergencyreporting.com

Doc Id: 849

Page # 5 of 5